



**Office of Addiction
Services and Supports**

OASAS. Every Step of the Way.

KATHY HOCHUL
Governor

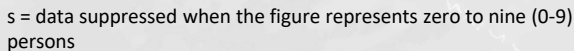
CHINAZO CUNNINGHAM, MD
Commissioner

OASAS System Overview and Data Presentation

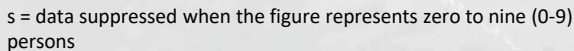
August 23, 2022

Opioid Use Disorder Prevalence Data

2021 Provisional Opioid Overdose Deaths by County (NUMBER of Deaths)

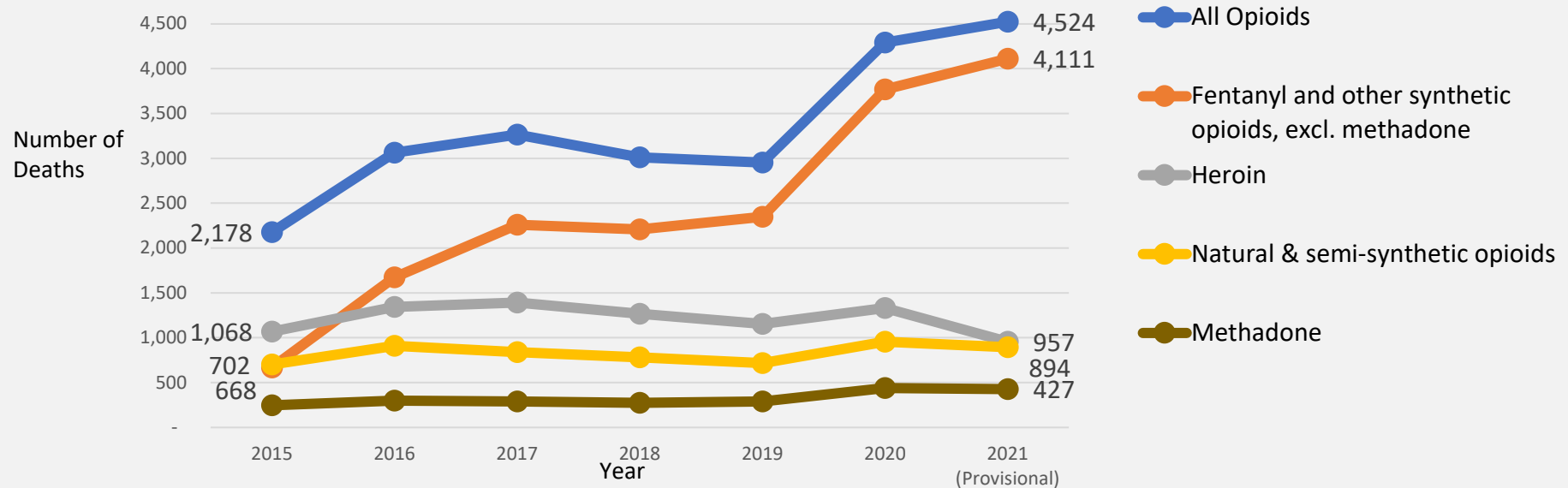


2021 Provisional Opioid Overdose Deaths by County (CRUDE RATE) of Deaths



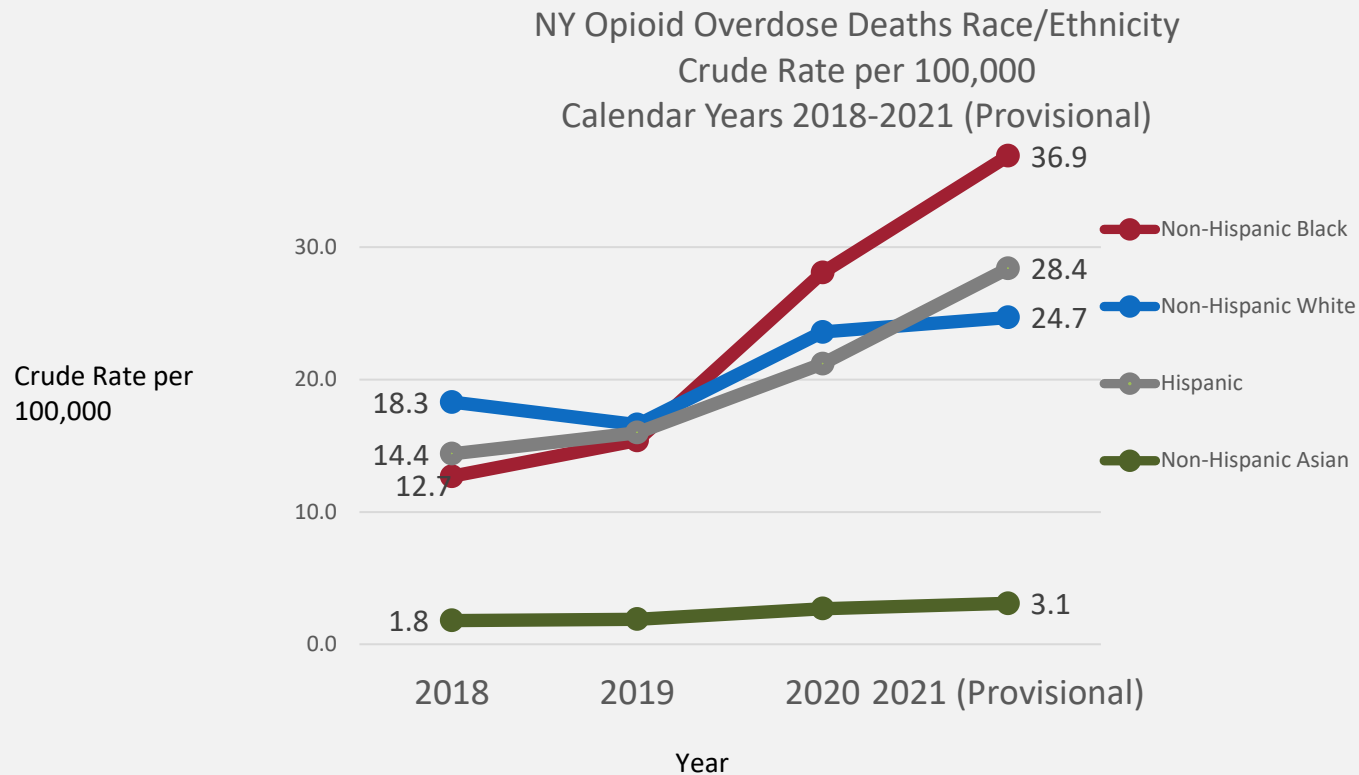
NYS Opioid Deaths by Opioid Type 2015-2021 (Provisional)

Number of Opioid Deaths by Opioid Type, 2015-2021 (Provisional)
Not Mutually Exclusive (More than one can be listed as a cause of death)



Source: Ahmad FB, Cisewski JA, Rossen LM, Sutton P.
Provisional drug overdose death counts. National Center for
Health Statistics. 2022. Retrieved on 6/17/2022 from
<https://www.cdc.gov/nchs/nvss/vsrr/drug-overdose-data.htm>.

Opioid Overdose Deaths by Race/Ethnicity- New York



The OASAS System

OASAS Overview

- More than 1700 prevention, treatment and recovery programs
- Serve over 680,000 individuals per year
- Includes the direct operation of 12 Addiction Treatment Centers (ATCs).
- The agency inspects and monitors over 900 addiction treatment programs.
- OASAS and its predecessors have overseen the treatment of people with substance use disorders since 1966.

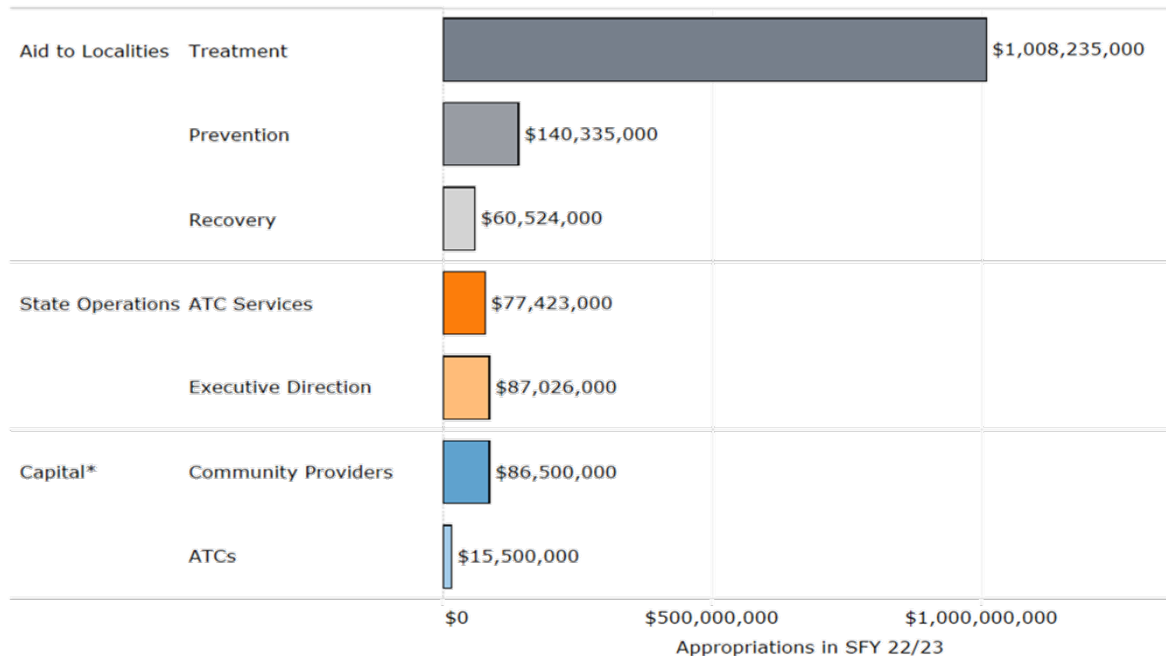
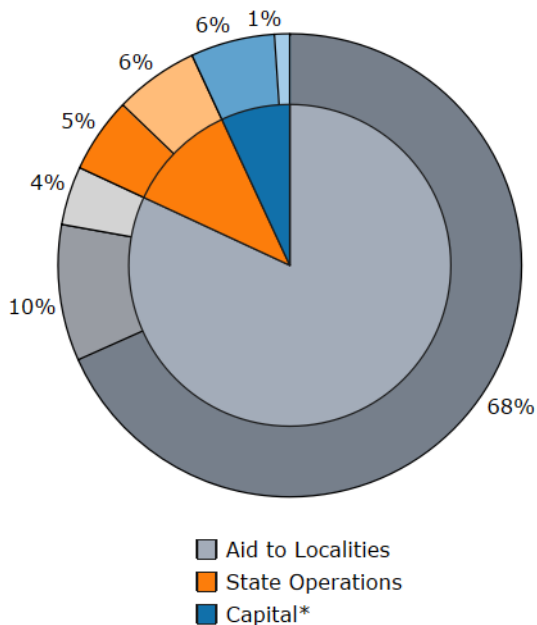


OASAS Continuum of Care

Treatment		Harm Reduction		Recovery		Prevention	
Crisis	58	Outreach Services	19	Recovery Centers	31	Prevention Providers	152
Inpatient	65	Supply Distribution	on-going	Youth Clubhouses	22	Community Prevention Coalitions	183
Residential	209	Mobile Medication Initiative	13	Housing Units	2,800	Prevention Resource Centers	6
OTP	110	Street Level Engagement Initiative	15			Regional Addiction Resource Centers	10
Outpatient	459	Homeless Shelter In-reach Initiative	7				
Open Access Centers	9						
Crisis Stabilization Centers	9						

OASAS Overview

OASAS State Funding- State Fiscal Year 2022-2023

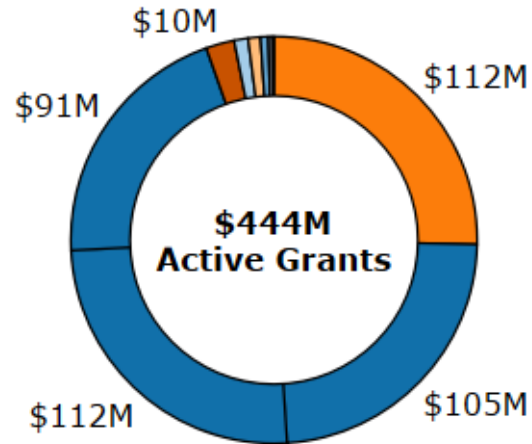
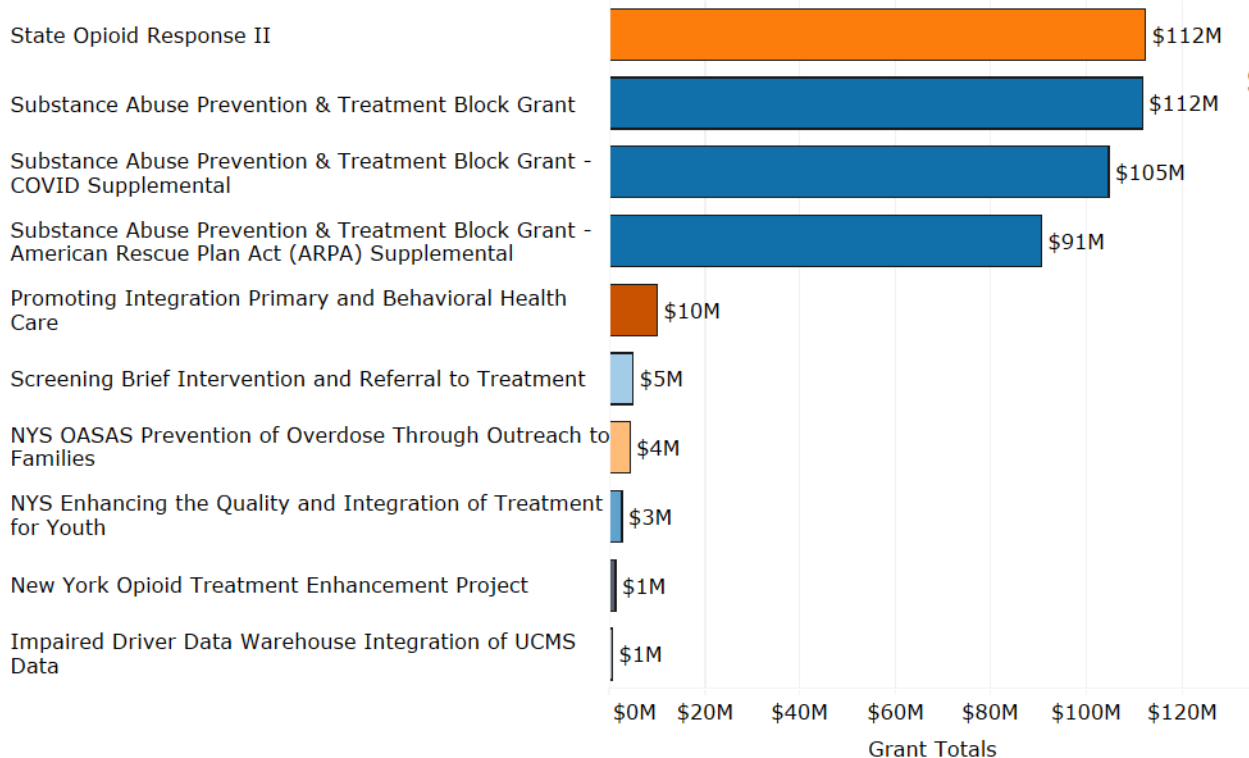


* Excludes reappropriations of \$685,768,000 for capital projects

82% of OASAS State Funding is Aid to Localities

OASAS Overview

OASAS On-going Multi-Year Grant Funding



Stakeholder Input

LGU (County) Local Services Plans

- New York State Mental Hygiene Law (§ 41.16) requires Local Governmental Units (LGUs) to develop and annually submit a Local Services Plan (LSP).
- There are 57 LGUs in New York, with one LGU representing each county except for a combined LGU for the five counties encompassing New York City and a combined LGU for Warren and Washington counties.

As part of the LSP process, LGUs are asked to identify high-needs areas. The following categories are the most often selected high needs categories associated with Addiction Services:

- Housing
- Workforce Recruitment and Retention
- Crisis Services
- Transportation

Stakeholder Input

Supplemental Funding Listening Forums

OASAS held 15 listening forums across the State with stakeholders and provider associations that were instrumental in planning the uses of the Supplemental funds, including:

- 1 general forum;
- 5 treatment-specific forums;
- 5 regional prevention-specific forums;
- 4 regional recovery-specific forums.



OASAS Continuum of Care to Address Addiction in NYS

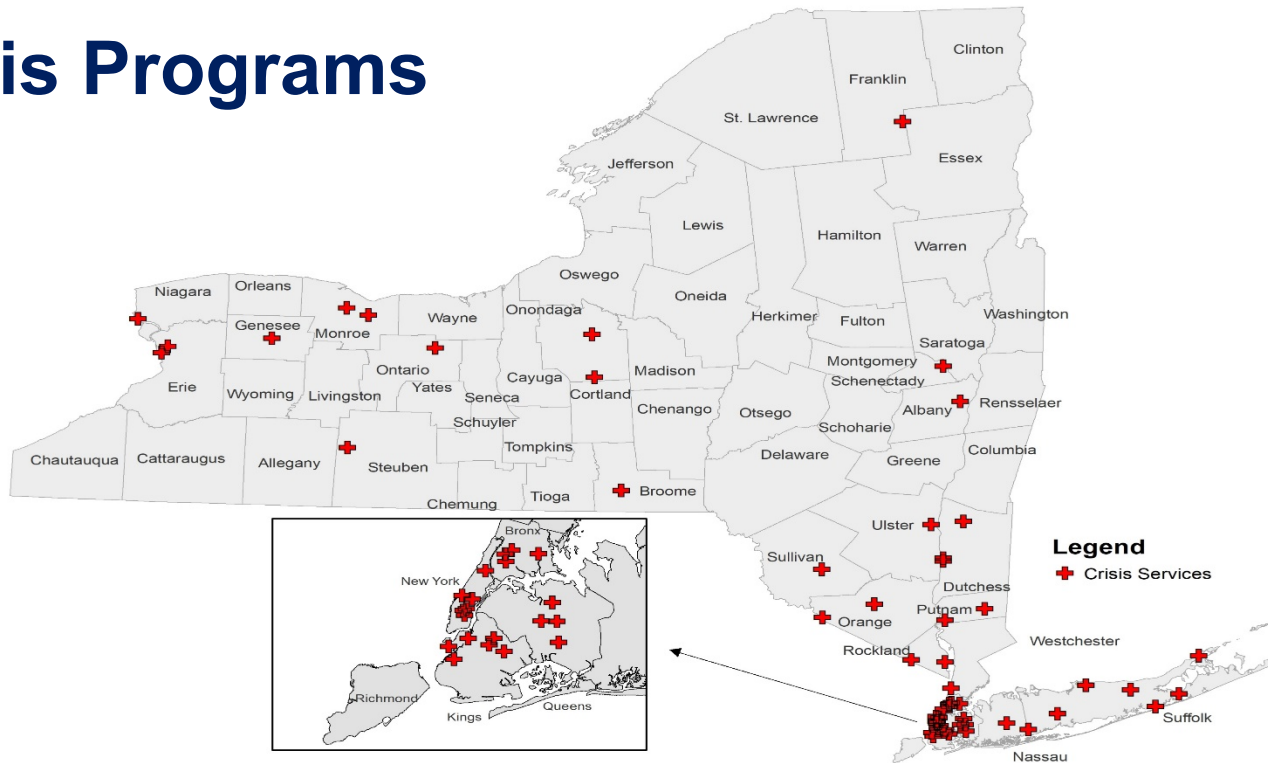
OASAS Network of Treatment Programs

- OASAS certifies 901 Substance Use Disorder programs; 480 Upstate, 112 on LI and 309 in NYC.
- Programs operated by Voluntary (Not for Profit), local and state governments, and Proprietary (For Profit) Providers

Crisis	58
Inpatient	65
Residential	209
Opioid Treatment	110
Outpatient	459
Open Access Centers	9
Crisis Stabilization Centers	9



Crisis Programs



Data Source: NYS OASAS Data Warehouse, Provider Directory System Data Mart as of 7/27/2022.

Program Capacity

Legend

Crisis Program Type Certified Capacity

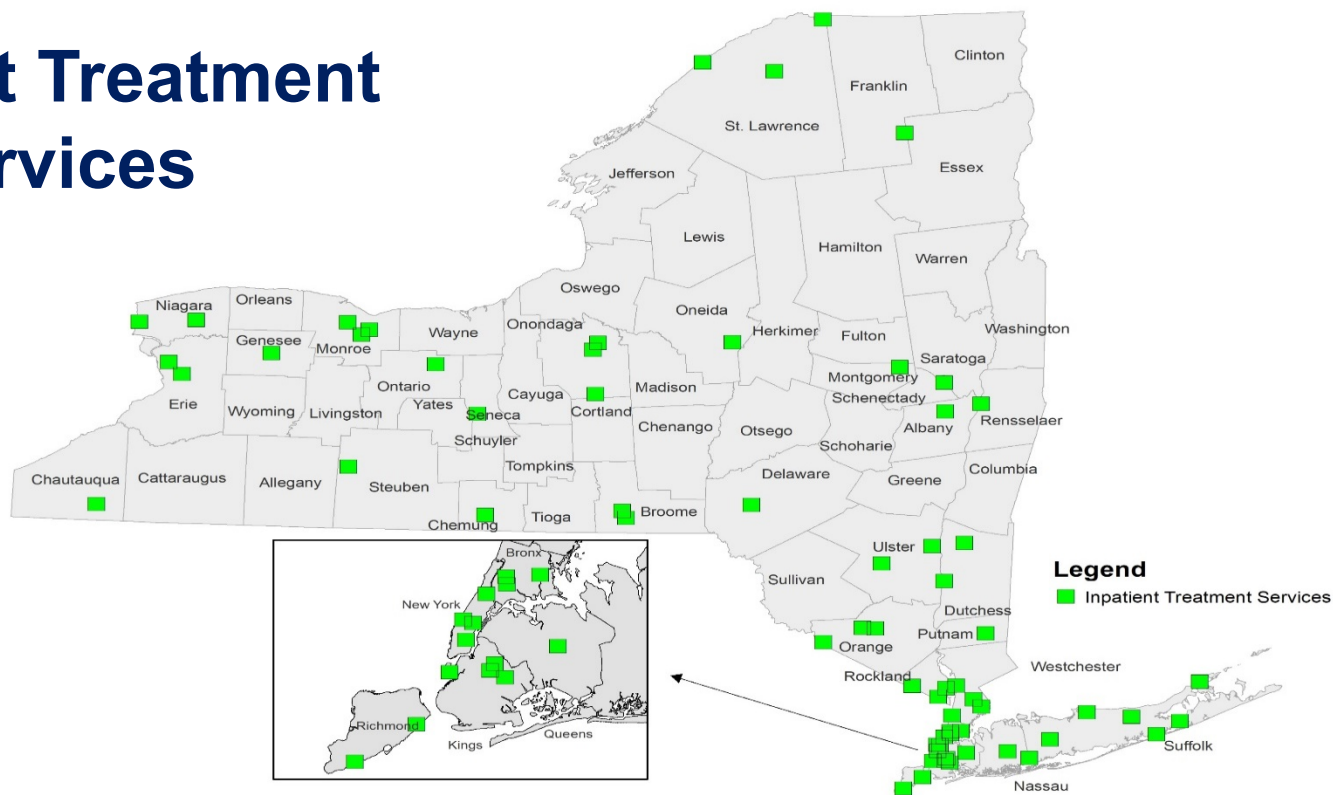
- 0
- 1 - 25
- 26 - 50
- 51 - 100
- 101 - 200
- 201 - 221

Data Source: NYS OASAS Data Warehouse, Provider Directory System Data Mart, as of 7/28/2022

County	Certified Capacity
Albany	63
Albany	34
Broome	30
Onondaga	33
Monroe	39
Erie	42
Putnam	49
Orange	31
Ulster	10
Sullivan	6
Nassau	20
Suffolk	104
Westchester	72
Rockland	14
Bronx	89
New York	159
Richmond	0
Kings	221
Queens	212
Franklin	10
Essex	0
Warren	0
Washington	0
Saratoga	0
Hamilton	0
Fulton	0
Montgomery	0
Schoharie	0
Otsego	0
Delaware	0
Chenango	0
Cortland	0
Madison	0
Oneida	0
Lewis	0
Jefferson	0
St. Lawrence	0
Clinton	0
Oswego	0
Wayne	0
Seneca	0
Cayuga	0
Tompkins	0
Chemung	0
Tioga	0
Schuyler	0
Yates	0
Livingston	0
Wyoming	0
Allegany	0
Cattaraugus	0
Chautauqua	0
Niagara	24
Orleans	0
Genesee	16
Steuben	4

Data Source: NYS OASAS Data Warehouse, Provider Directory System Data Mart, as of 7/28/2022

Inpatient Treatment Services



Data Source: NYS OASAS Data Warehouse, Provider Directory System Data Mart as of 7/27/2022.



**Office of Addiction
Services and Supports**

OASAS. Every Step of the Way.

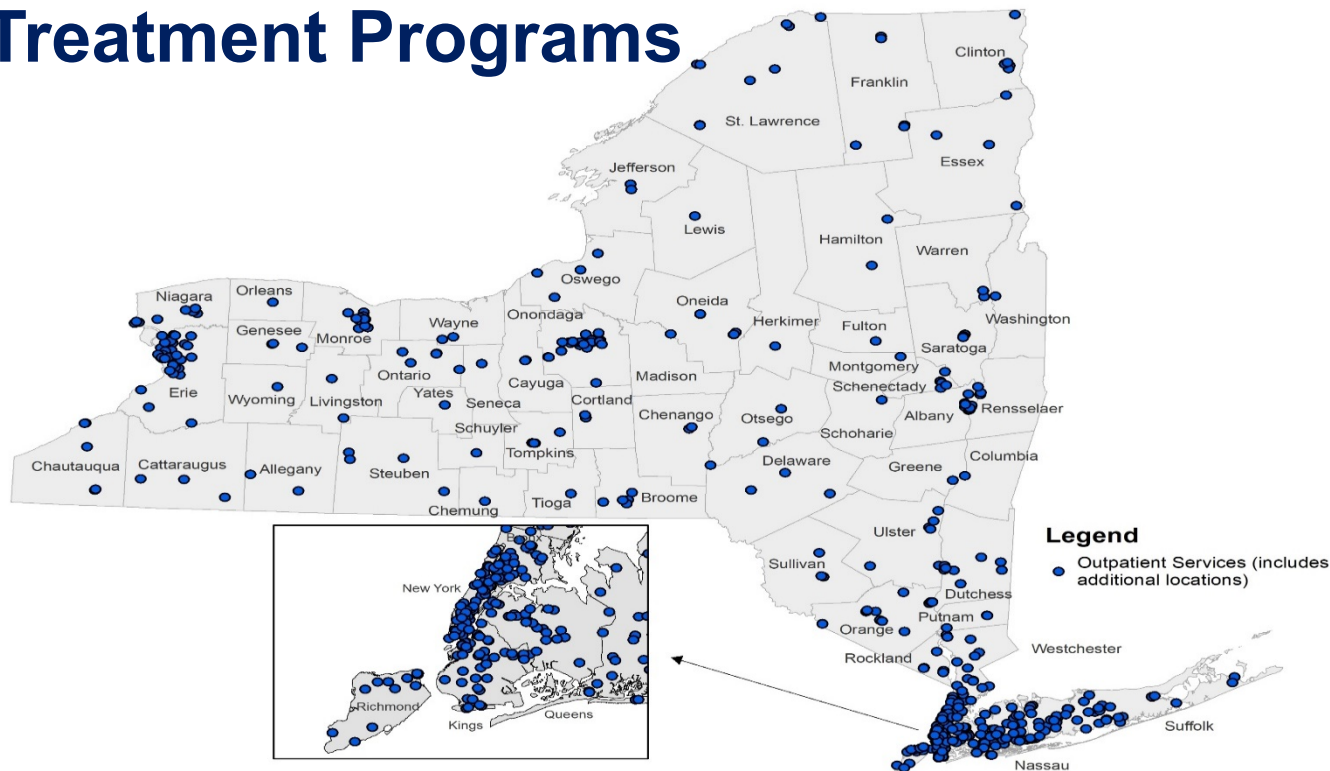
Program Capacity

This map displays the certified capacity for inpatient programs across all 62 counties of New York State. The capacity is categorized into six ranges, represented by different shades of green. The highest capacities are found in Westchester (135), Putnam (152), Dutchess (143), Onondaga (122), and Schenectady (171). Many rural counties have zero capacity.

County	Certified Capacity
Albany	40
Allegany	0
Broome	40
Cattaraugus	0
Chemung	20
Columbia	0
Cortland	0
Delaware	10
Dutchess	143
Essex	0
Fulton	0
Herkimer	0
Lewis	0
Madison	0
Montgomery	14
Nassau	30
New York	85
Oswego	0
Saratoga	0
Schoharie	0
St. Lawrence	57
Tompkins	0
Ulster	45
Warren	0
Washington	0
Westchester	135
Yates	0
Franklin	83
Rensselaer	20
Greene	0
Sullivan	0
Orange	113
Putnam	152
Rockland	83
Bronx	86
Kings	185
Queens	60
Richmond	54
Suffolk	323
Schenectady	171
Onondaga	122
Oneida	68
Erie	53
Niagara	99
Monroe	94
Orleans	0
Genesee	22
Livingston	0
Ontario	30
Seneca	30
Wayne	0
Jefferson	0
Chautauq	15
Cayuga	0
Hamilton	0
Clinton	0
Staten Island	0

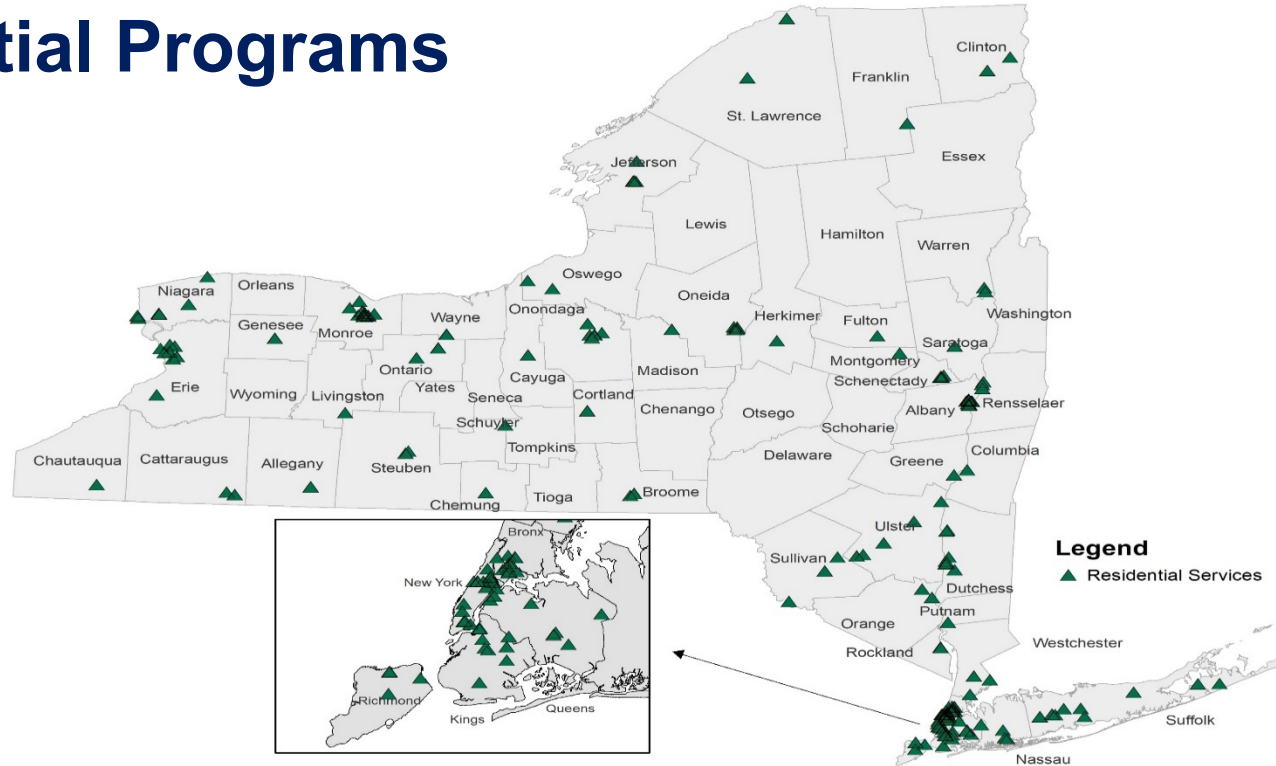
Data Source: NYS OASAS Data Warehouse, Provider Directory System Data Mart, as of 7/28/2022

Outpatient Treatment Programs



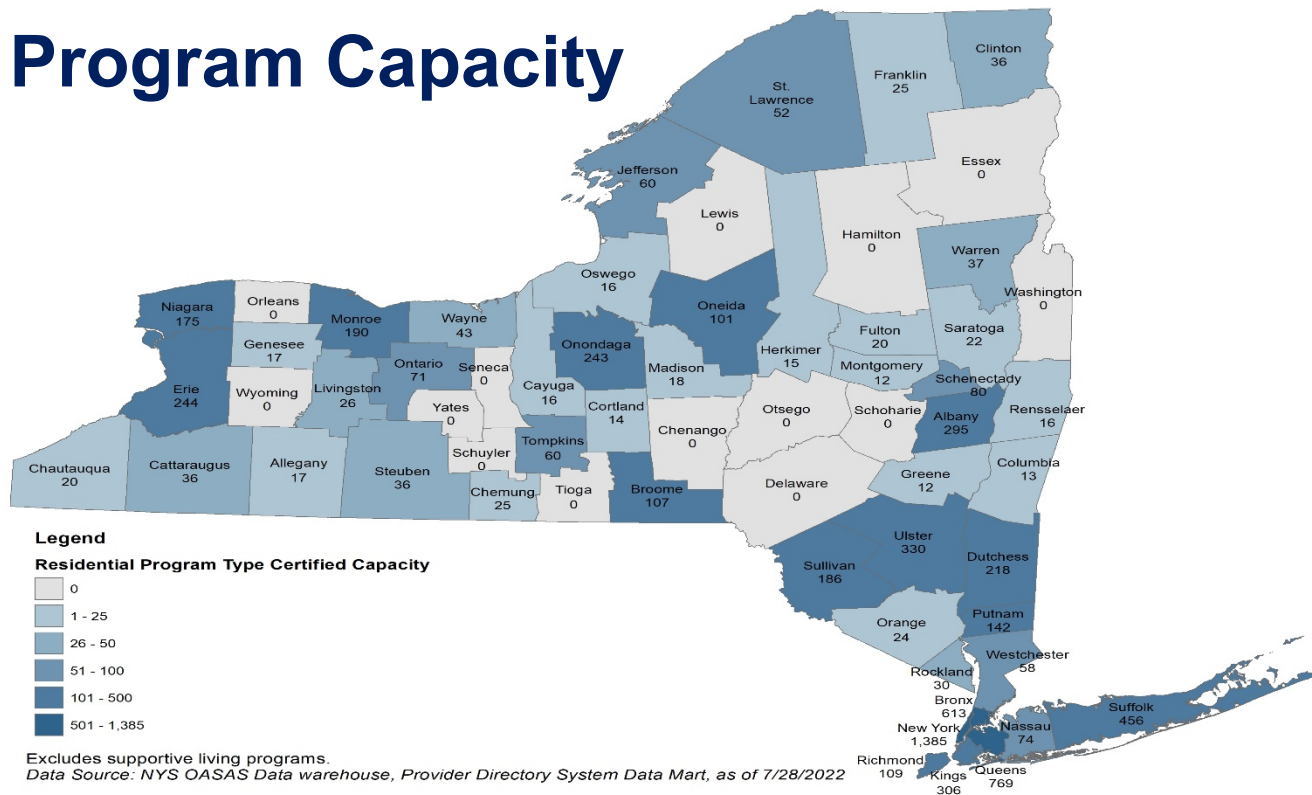
Data Source: NYS OASAS Data Warehouse, Provider Directory System Data Mart as of 7/27/2022.

Residential Programs

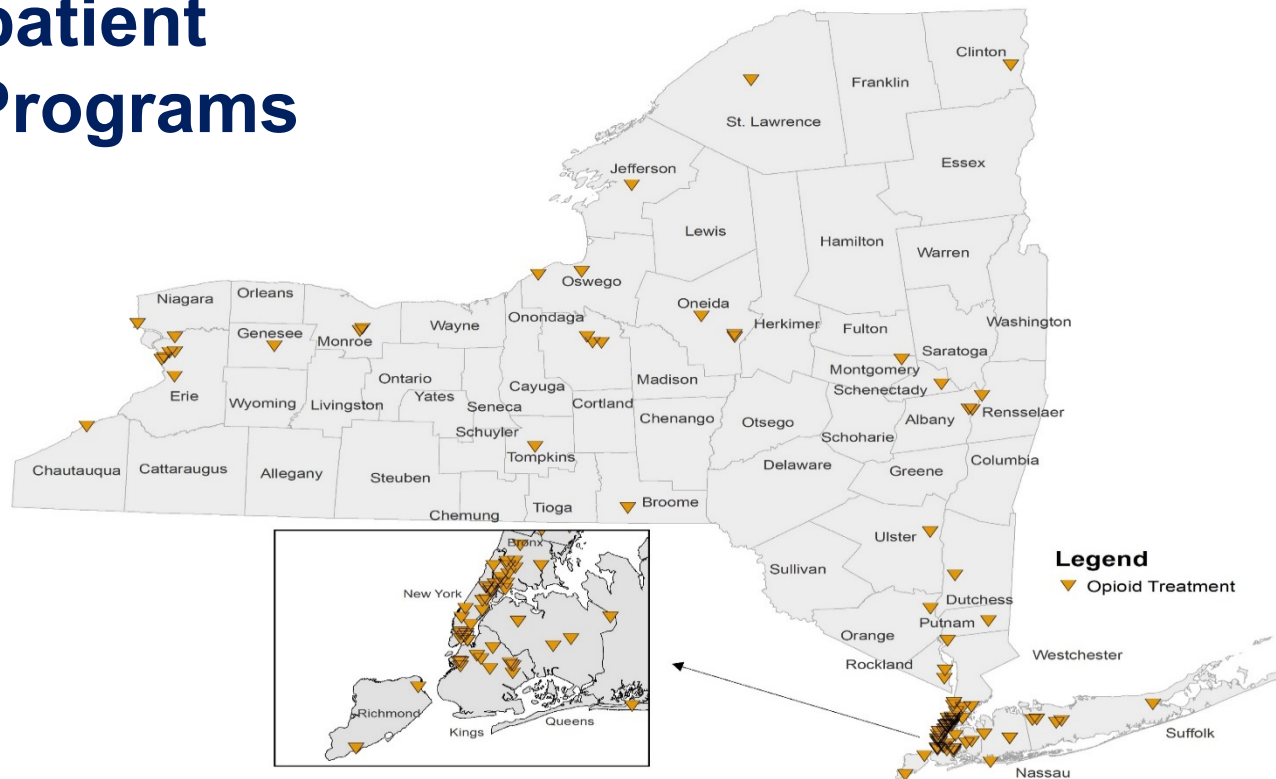


Data Source: NYS OASAS Data Warehouse, Provider Directory System Data Mart as of 7/27/2022.

Residential Program Capacity



Opioid Outpatient Treatment Programs



Data Source: NYS OASAS Data Warehouse, Provider Directory System Data Mart as of 7/27/2022.



Office of Addiction
Services and Supports

OASAS. Every Step of the Way.

Legend

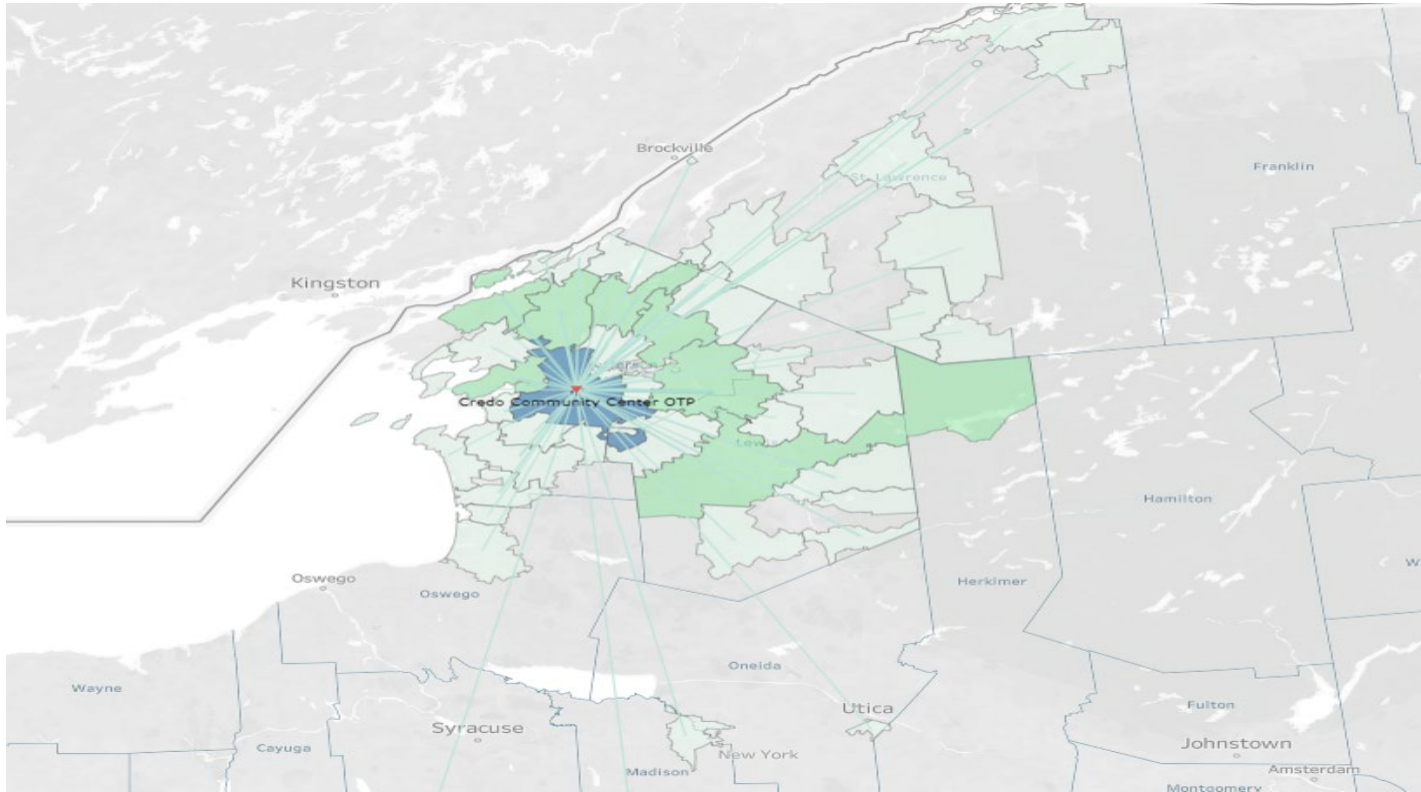
Opioid Treatment Program Type Certified Capacity

- 0
- 1 - 100
- 101 - 500
- 501 - 1,000
- 1,001 - 5,000
- 5,001 - 11,202

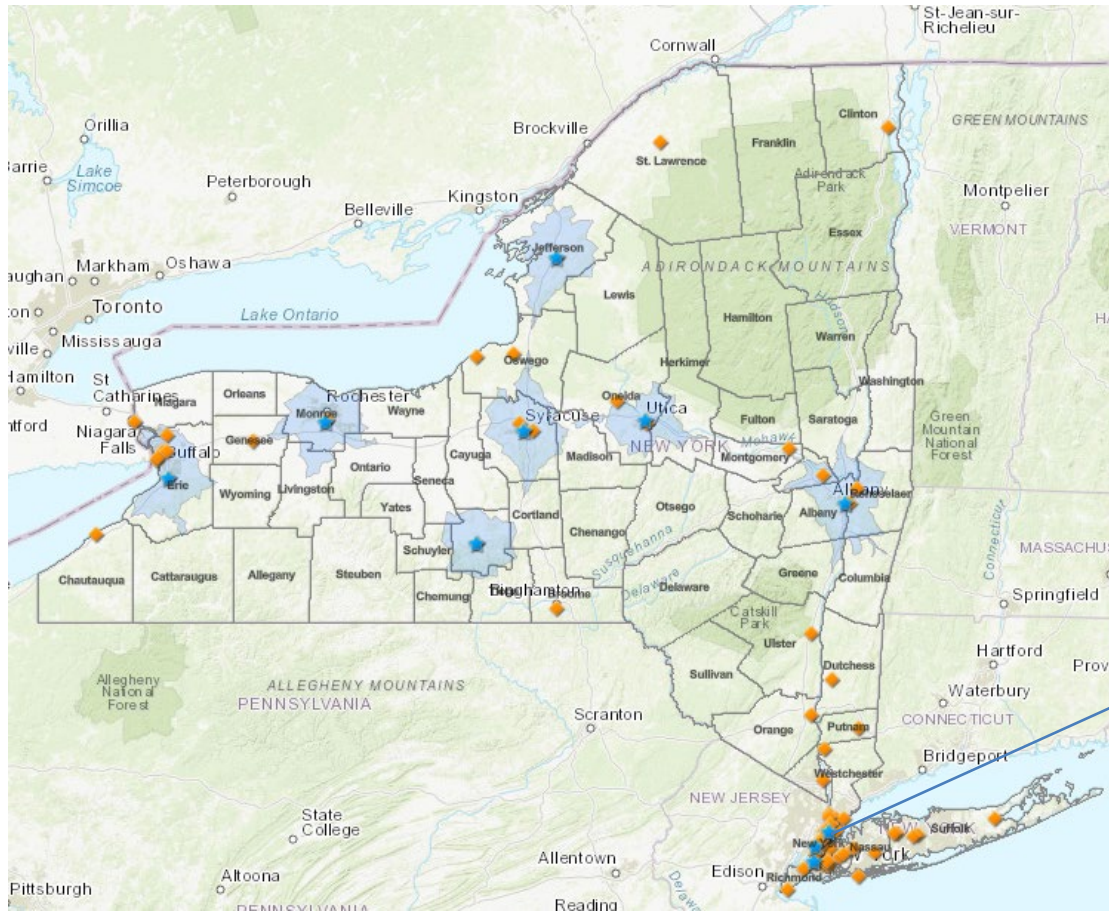
County	Certified Capacity
Albany	750
Albany	75
Allegany	0
Bronx	10,015
Cattaraugus	0
Chautauqua	400
Chemung	0
Columbia	0
Cortland	0
Dutchess	300
Delaware	0
Essex	0
Fulton	0
Herkimer	0
Hamilton	0
Lewis	0
Madison	0
Montgomery	100
Nassau	675
New York	11,202
Orleans	0
Saratoga	0
Schenectady	200
Schoharie	0
St. Lawrence	100
Tompkins	50
Ulster	200
Westchester	1,785
Yates	0
Zeneca	0

Note: Certified capacity lifts are not reflected in the map.
Data Source: NYS OASAS Data Warehouse, Provider Directory System Data Mart, as of 7/28/2022

Illustration of Client Travel to OTP

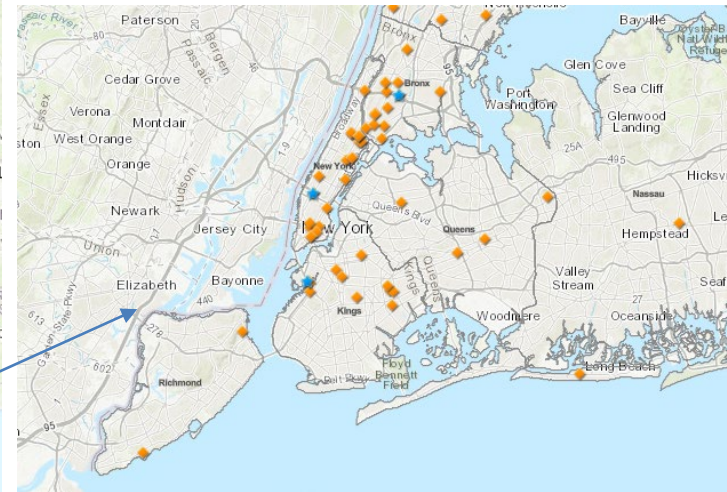


30 Minute Drive time from Upstate Opioid Outpatient Treatment Programs with Mobile Methadone Units



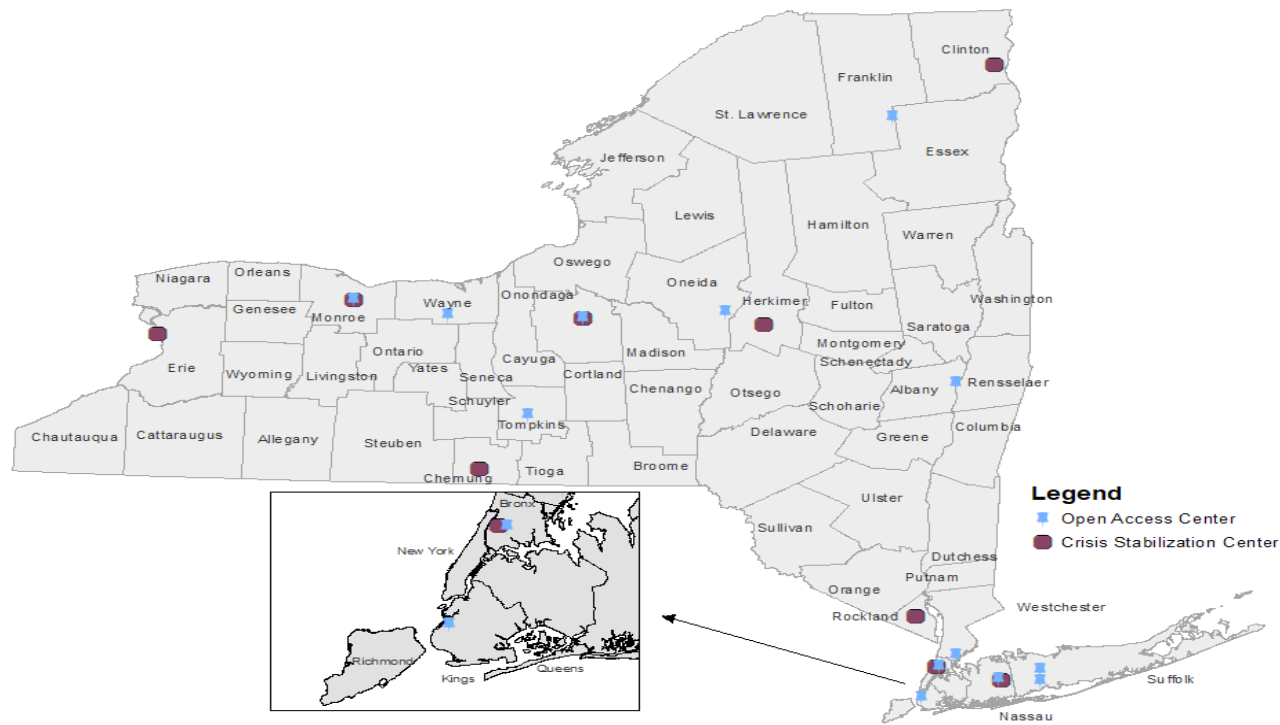
Legend:

- ★ Mobile Methadone Units (MMUs)
- ◆ Opioid Outpatient Treatment Programs
- Upstate MMU 30 Minute Drive Times



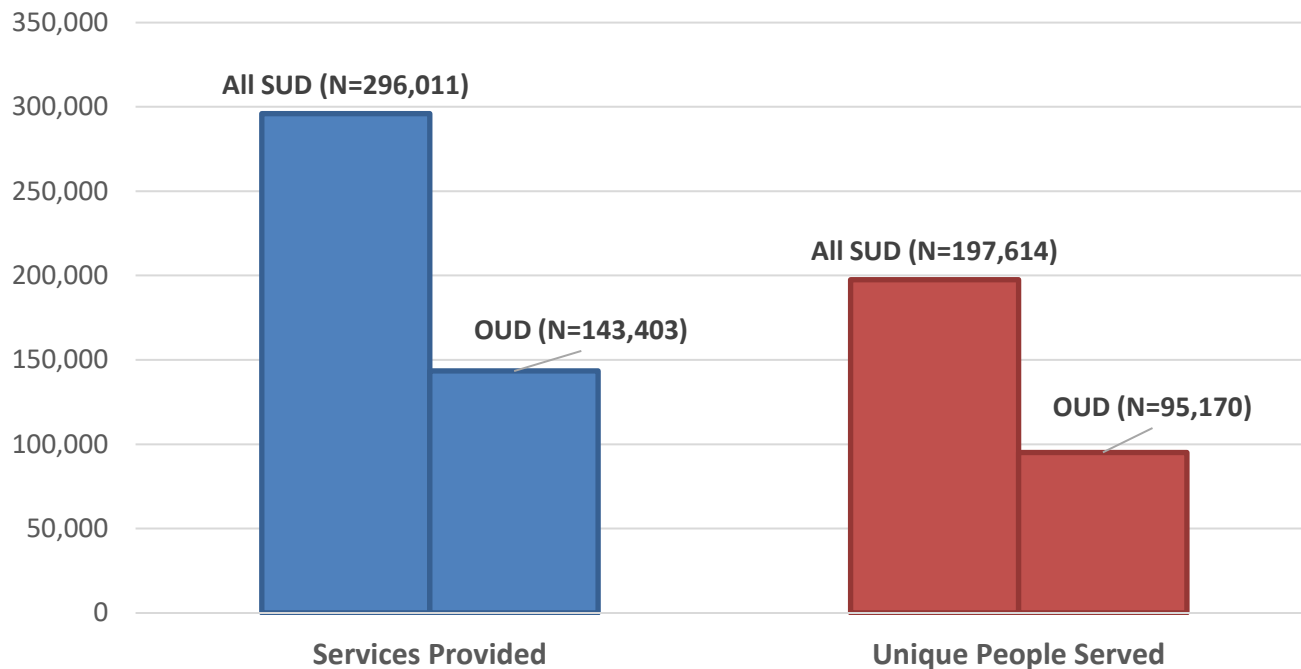
Data Sources: NYS OASAS Data Warehouse, PDS DM as of 7/7/2022 and the Division of Addiction Treatment and Recovery

Open Access Centers and Crisis Stabilization Centers



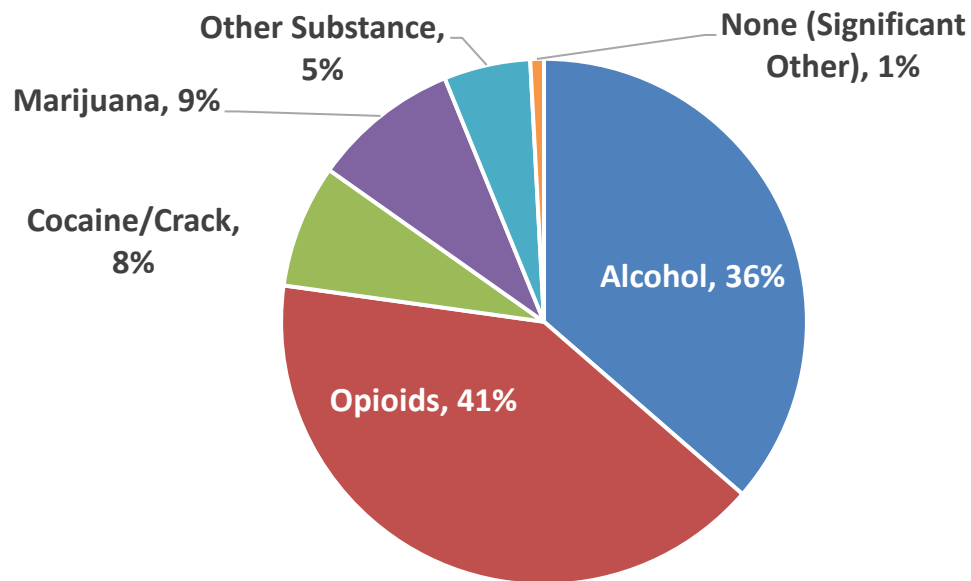
Treatment Data

People Served* in OASAS Certified Treatment Programs During CY 2021



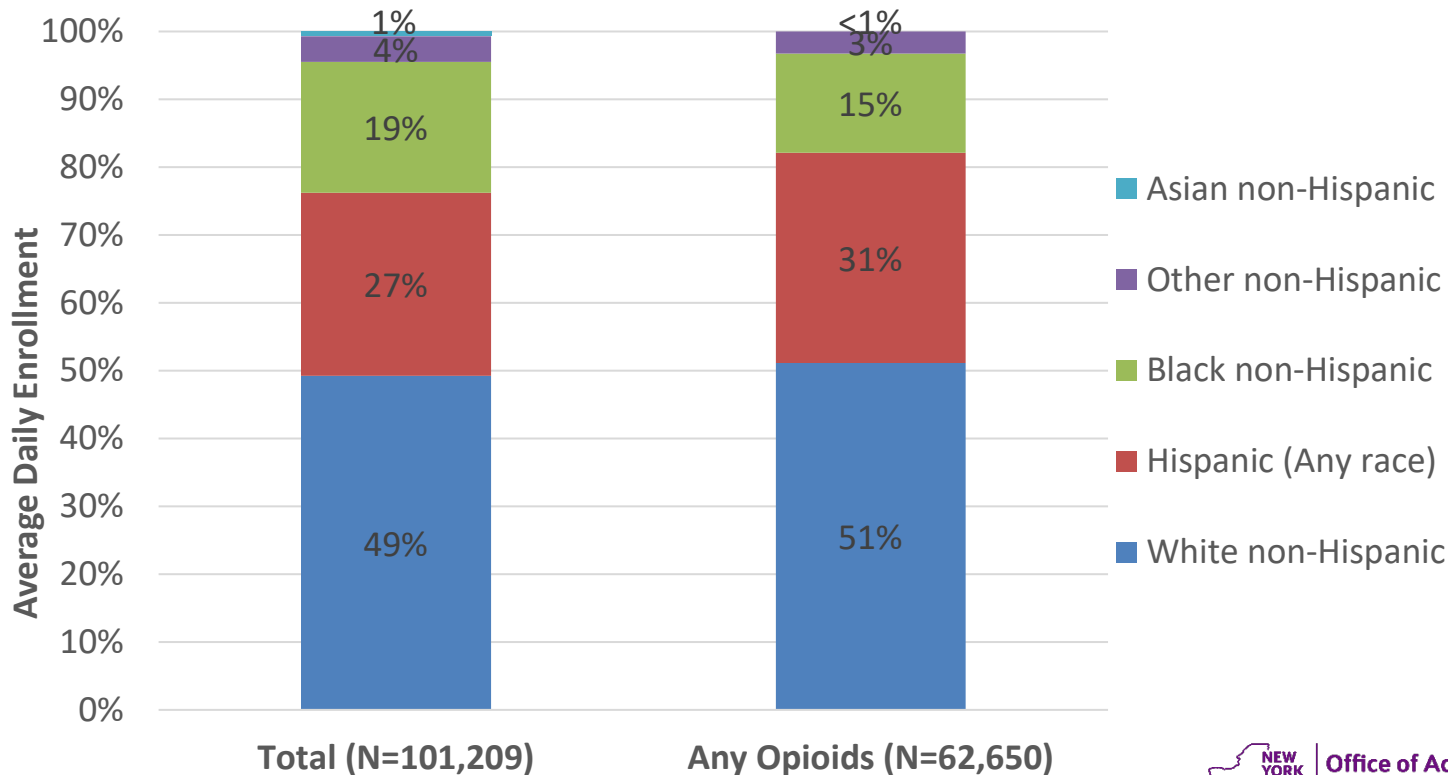
Data Source: NYS OASAS Data Warehouse, Client Data System Extract 07/24/2022

Primary Substance for People Served* in OASAS Certified Treatment Programs During CY 2021



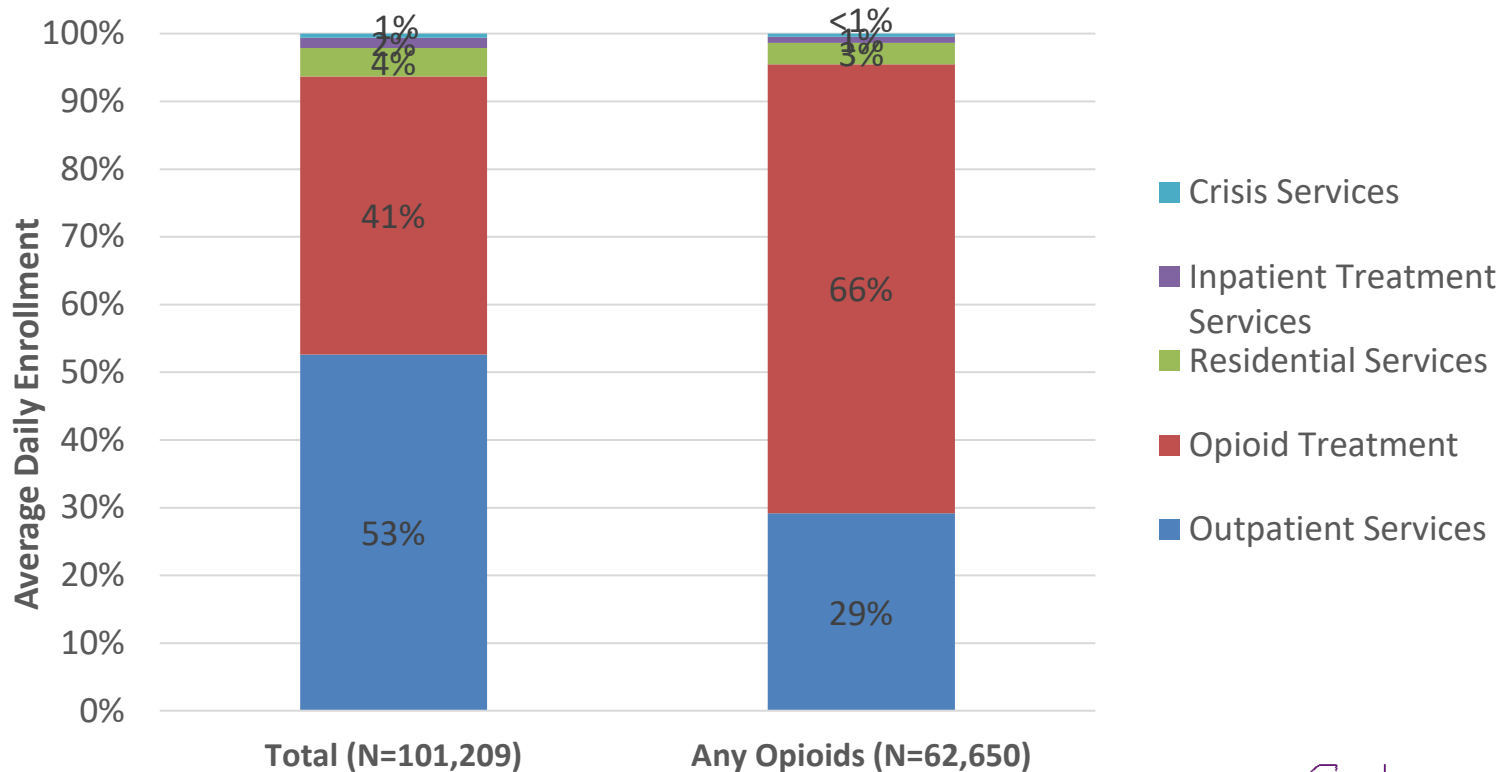
Data Source: NYS OASAS Data Warehouse, Client Data System Extract 07/24/2022

CY 2021 Average Daily Enrollment by Race/Hispanic Ethnicity All Program Types Statewide



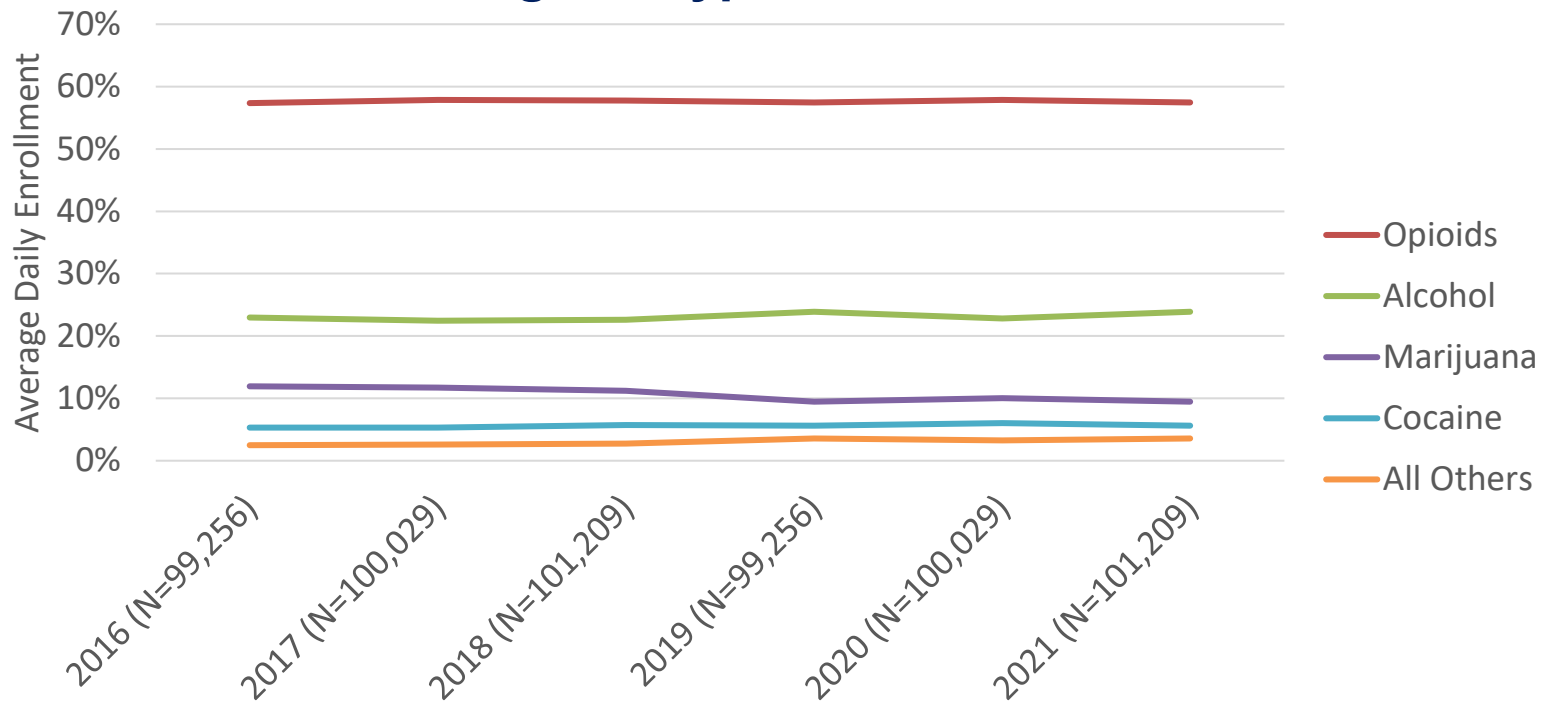
Data Source: NYS OASAS Data Warehouse, Client Data System Data Mart extract of 8/16/2022

CY 2021 Average Daily Enrollment by Program Type Statewide



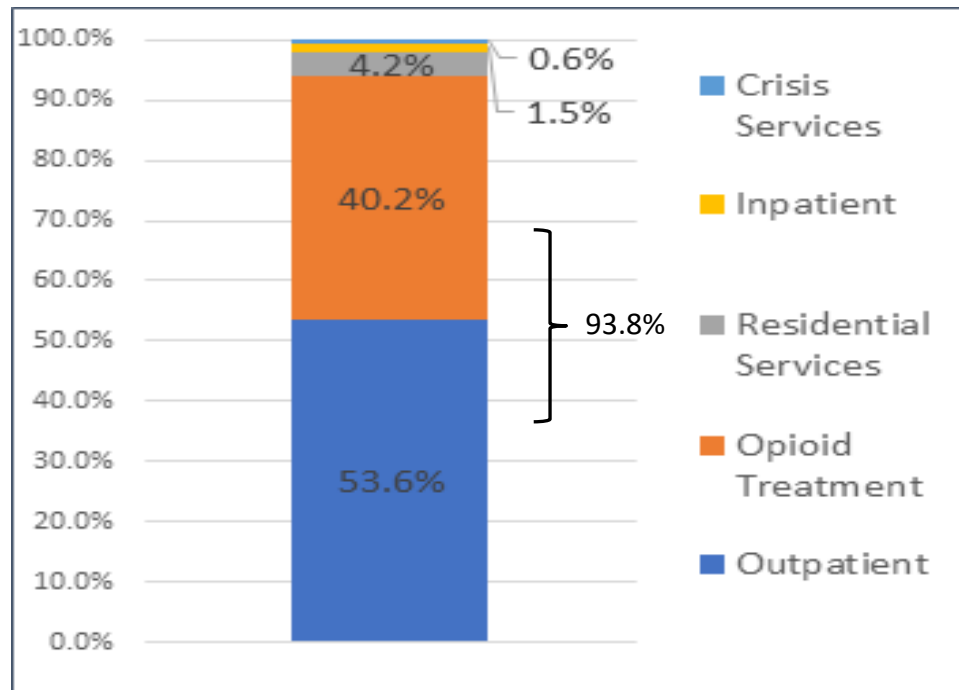
Data Source: NYS OASAS Data Warehouse, Client Data System Data Mart extract of 8/16/2022

CY 2016-2021 Average Daily Enrollment by Primary Substance All Program Types Statewide



Data Source: New York State OASAS Data Warehouse, Client Data System Data Mart extract of 8/16/2022

Percent Enrollment by Program Type CY 2021



Data Source: New York State OASAS Data Warehouse, Client Data System, Extract May 5, 2022

SUD and Mental Health

Mental Health Diagnosis among Substance Use Disorder Treatment Population

N = 183,914

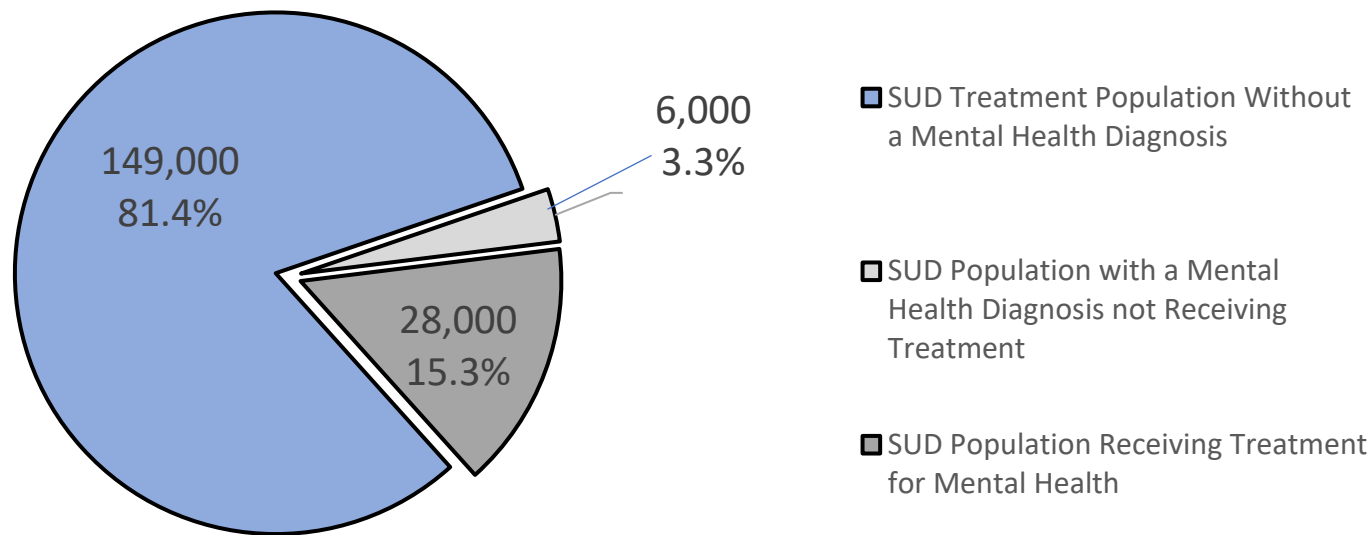
Characteristics	SUD Population*	
Co-occurring Mental Health Disorder		
Anxiety	83,983	66.7%
Major Depressive Disorder	69,344	55.1%
Bipolar	33,744	26.8%
Impulse control and behavioral disorder	24,222	19.2%
Adjustment	23,723	18.8%
Psychotic Disorder	22,422	17.8%

Data represent individuals with an SUD diagnosis who also have a MH diagnosis as indicated on a Medicaid claim in 2020 submitted by a provider from ANY system or setting.

A person can have more than one diagnosis therefore percentages do not add to 100.

Data source: Medicaid Data Warehouse, Extract July 2022

Substance Use Disorder Non-Crisis Treatment Population, with MH diagnosis receiving MH treatment CY2020



Data represent the set of individuals covered by Medicaid who had non-crisis SUD treatment on a Medicaid claim in CY2020. Individuals represented by the grey sections of the pie chart also had a MH diagnosis on an SUD CLAIM in CY2020. The diagram does not include individuals diagnosed with a mental illness in any other setting.

Data Source: Medicaid Data Warehouse, Extract August 2022

Harm Reduction Services

OASAS Harm Reduction Services

- Outreach Services
- Harm Reduction Supply Distribution
- Division of Harm Reduction

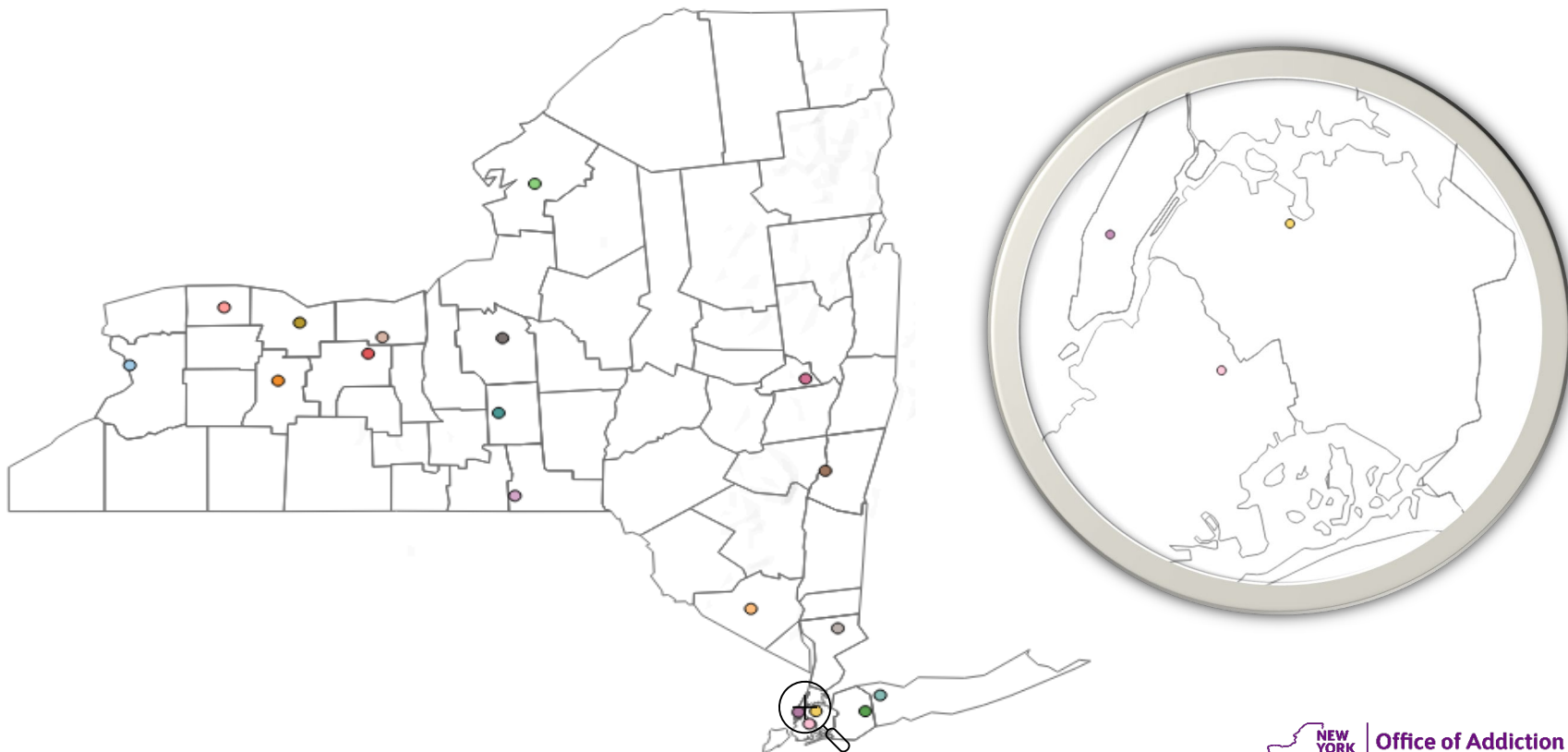
Outreach Services

- Outreach and Engagement Services
- Mobile Medication Initiative
- Street Level Engagement Initiative
- Homeless Shelter In-reach Initiative
- Medication Units Initiative
- OMH Safe Options Support (SOS) Initiative
- DOH Health Hubs

Outreach and Engagement Services

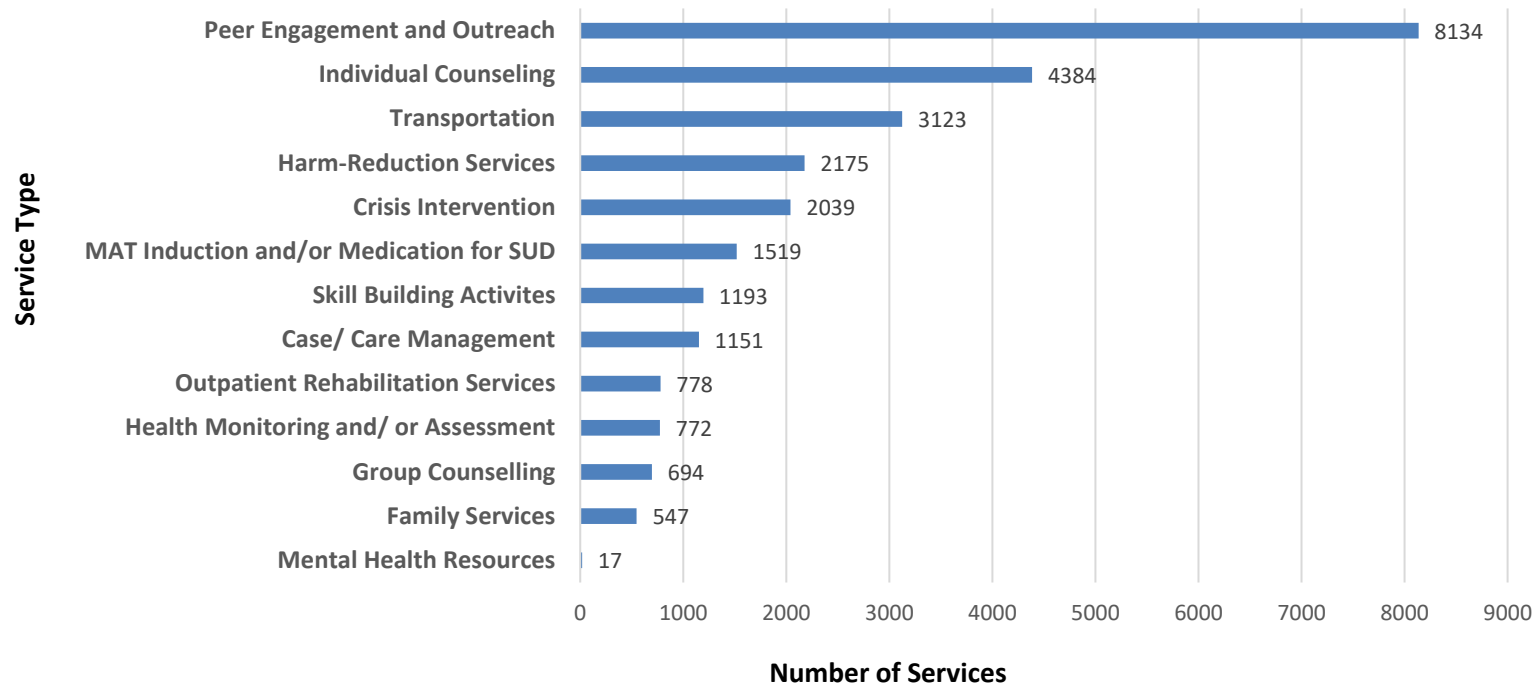
- Nineteen providers offer outreach services in 34 counties.
- Services delivered since 2017
- Reach people using heroin/opioids who are not connected to care or unable to sustain their recovery through traditional treatment approaches.
- Uniquely tailored to meet the needs of the communities where they are offered.
- Multidisciplinary teams
- Utilize 20 mobile treatment vehicles and 66 transport vehicles.

Outreach and Engagement Services Provider Map



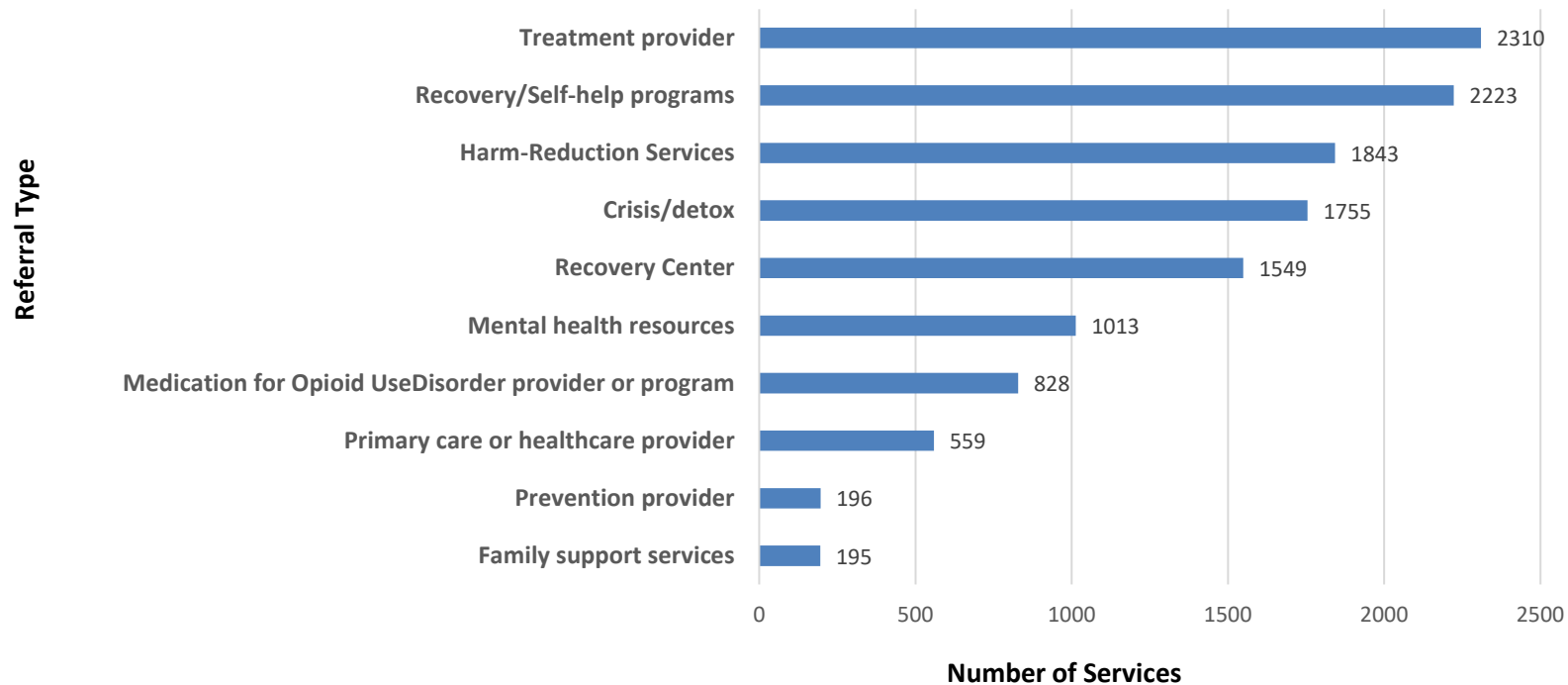
Activities Completed

January 2022 – July 2022



Referrals

January 2022 – July 2022



Outreach and Engagement Services - Demographics – Vulnerable Populations January 2022 – June 2022

Vulnerable Population	Encounters	Individuals
Criminal Justice Involvement	2,268	493
Homeless	1,973	467
LGBTQ	239	53
Youth (Under 21)	95	54
Pregnant	110	20
Veteran	64	27

Mobile Medication Initiative

- 13 units funded to date
- Medication administration and observation;
- Admission, assessment, and medication induction services will be allowable;
- Treatment services thru telehealth (counseling, peer supports and other services);
- Other medical services will be allowable; and
- Toxicology testing will be allowable.

Street Level Engagement Services

- OASAS provides financial, organizational and technology resources to coordinate outreach to persons in altered mental states who may be homeless.
- Collaboration among OASAS Outpatient Treatment providers, Harm Reduction providers and Homeless Services Outreach programs.
- OASAS coordinates meetings with City and State agencies to coordinate outreach to people in distress within targeted communities and develop strategies for engagement.
- Teams currently serve the following locations:
 - Harlem
 - South Bronx
 - Garment District
 - Expansion planned for Lower East Side and Finger Lakes Region

Homeless Shelter In Reach Project

- Collaboration among OASAS, OTDA and NYC DHS.
- OASAS-certified SUD outpatient providers to provide education (harm reduction, overdose prevention) and treatment (MOUD, counseling, peers) engagement opportunities in homeless shelter programs in NYC with highest rates of overdose incidents.
- Round 1 will support SUD Outpatient program peers and clinical staff in 24 shelter programs.
- Round 2 will add 18 more shelter programs to the project.

Harm Reduction Supplies

- Naloxone Training and Kit Distribution
- Fentanyl Test Strips
- Dterra Bags
- Medication Lock Boxes
- Naloxone Vending Machine
- Safety Kits



Naloxone Training and Distribution

SOR Overdose Prevention Training Program – started May 2017

- 19,112 Naloxone kits, 4,002 Fentanyl Test strips

Community Overdose Prevention Education (NY COPE)

- training first responders and key community sectors on prevention of prescription drug/opioid overdose-related deaths and adverse events.
- distribution of naloxone, fentanyl test strips, and Deterra bags.

OASAS Providers as OOPPs – 228 programs

ATCs – Overdose Prevention Training and Kit Distribution

- 891 trainings
- 9,255 kits distributed

Recovery Support Services

Recovery Programs and Supports

31 Recovery Centers

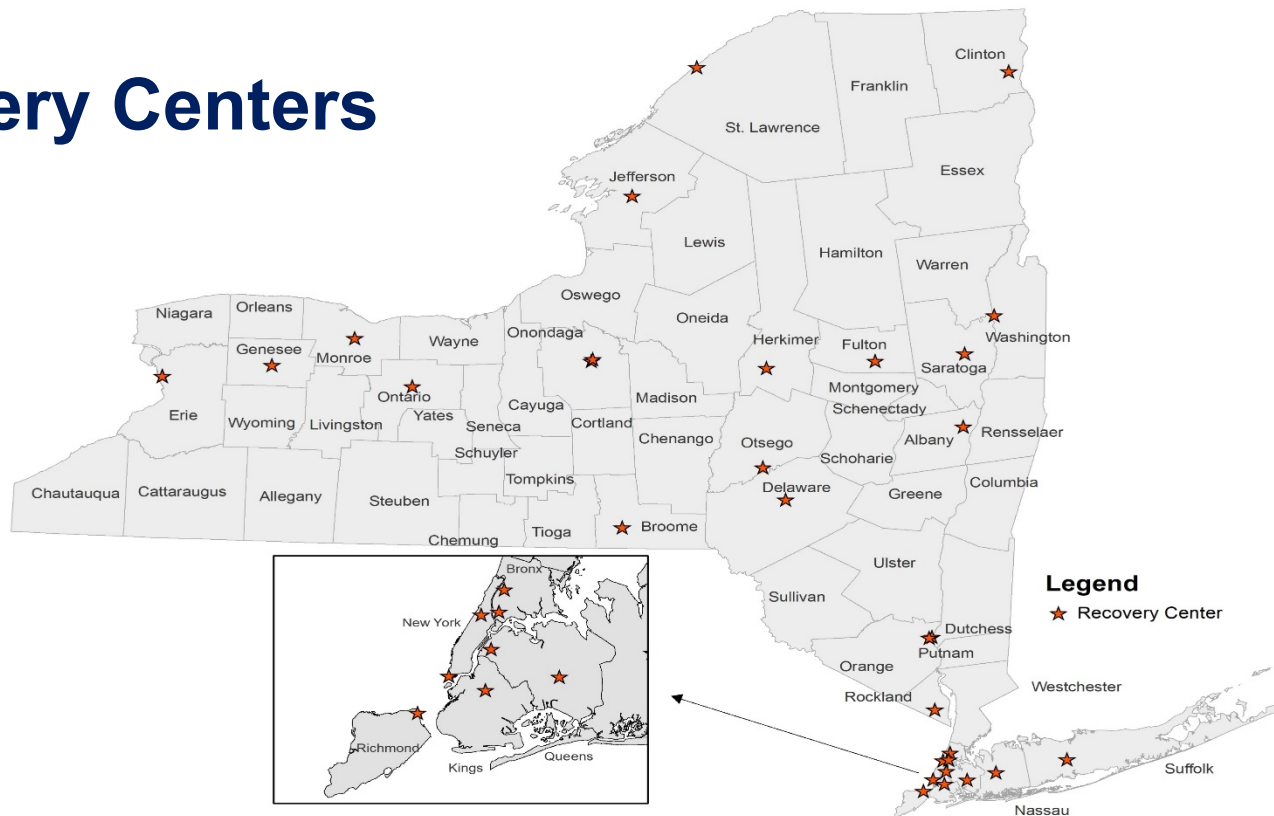
Youth Clubhouses

- 22 locations
- Drop-in recovery spaces for youth (ages 12-17) and young adults (ages 18-25)
- Non-clinical

Housing Units

- 2800 apartment units of Permanent Supportive Housing
- Case management services
- Housing in more than half of the NYS counties

Recovery Centers



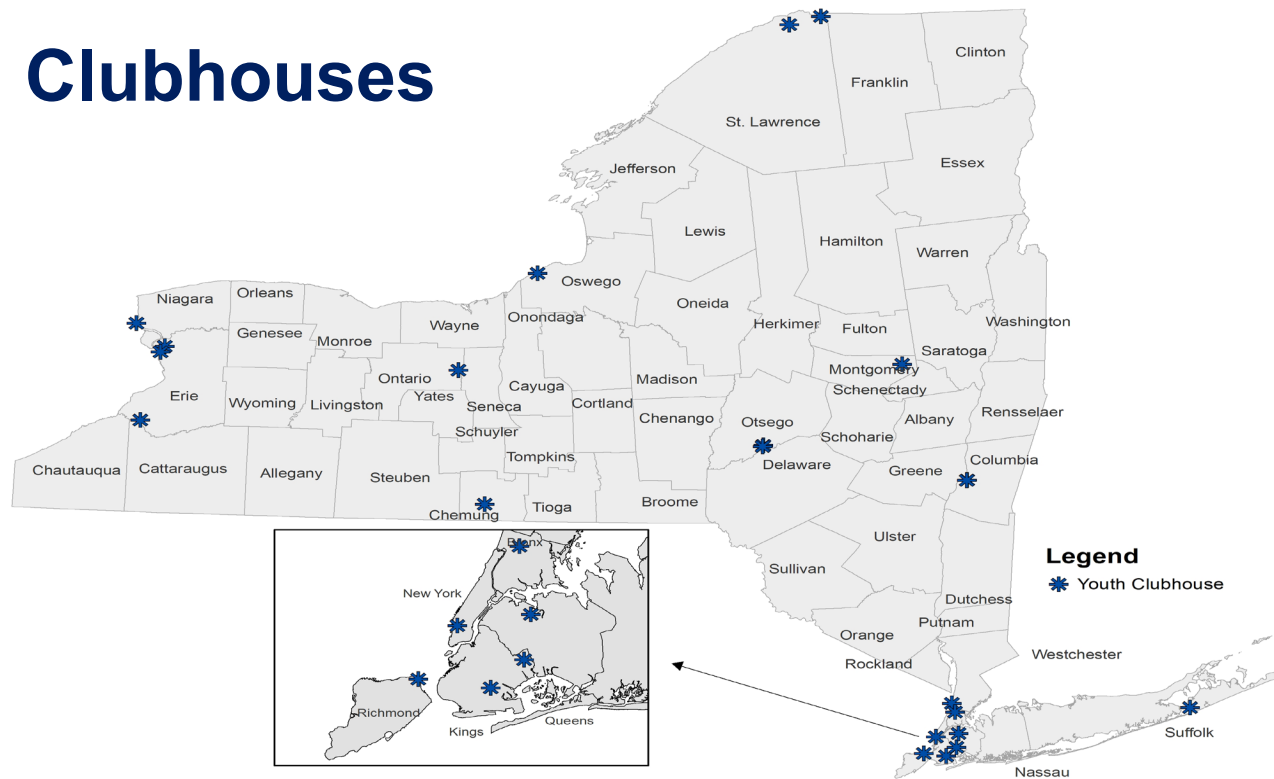
Data Source: NYS OASAS Data Warehouse, Provider Directory System Data Mart as of 7/27/2022.



Office of Addiction
Services and Supports

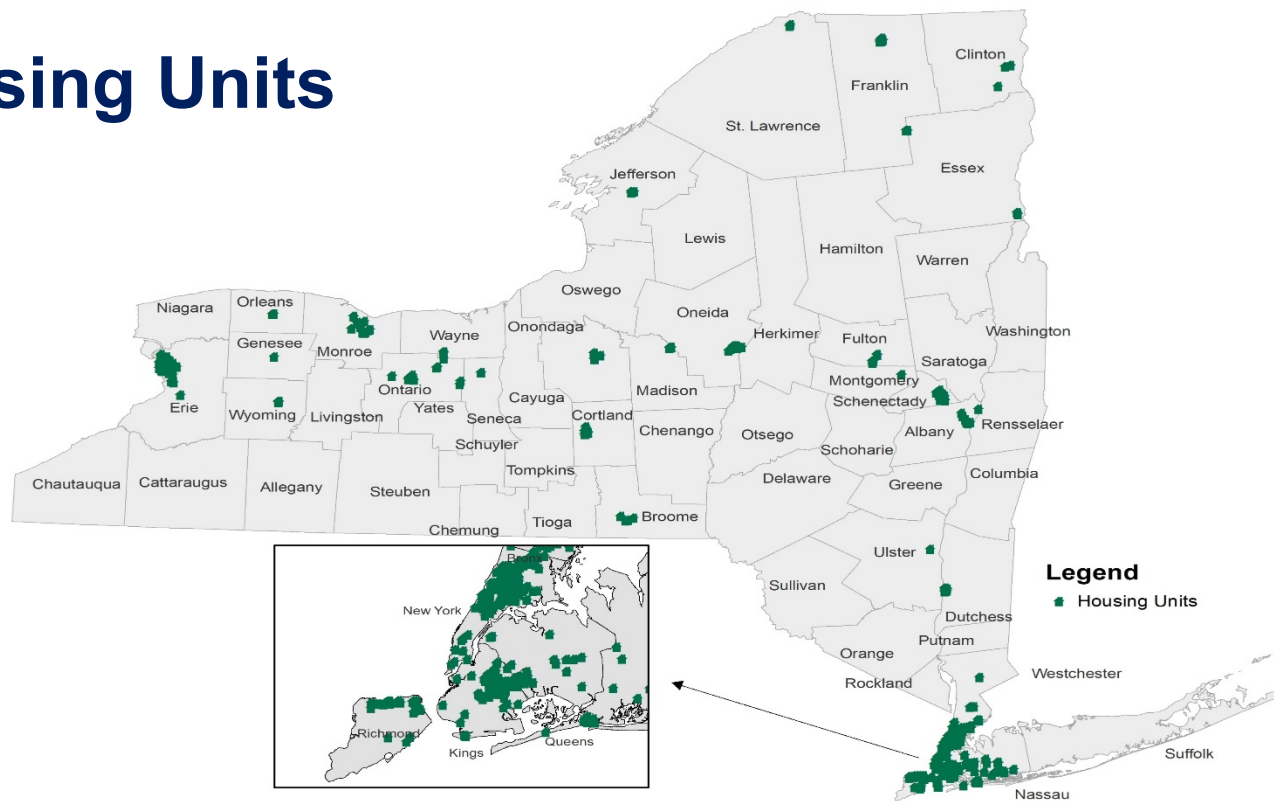
OASAS. Every Step of the Way.

Youth Clubhouses



Data Source: NYS OASAS Data Warehouse, Provider Directory System Data Mart as of 7/27/2022.

Housing Units



Data Source: NYS OASAS Data Warehouse, Provider Directory System Data Mart as of 7/27/2022.



Office of Addiction
Services and Supports

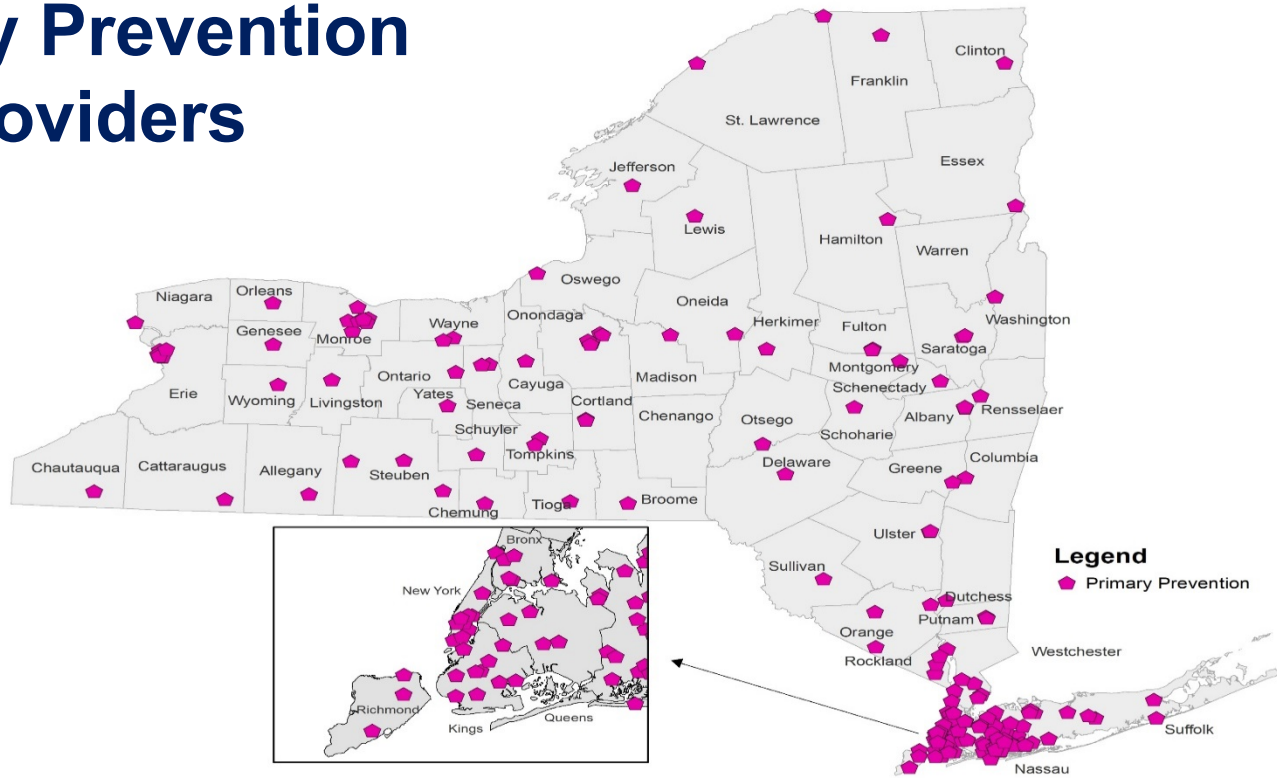
OASAS. Every Step of the Way.

Primary Prevention Services

Network of Prevention Services

- OASAS funds 152 prevention providers; 82 upstate and 70 downstate.
 - Community based non-profit organizations; Schools; and Local government agencies
- 183 Community Prevention Coalitions
 - State, federal, county and privately funded
 - Non-funded
- 6 Prevention Resource Centers
- 10 Regional Addiction Resource Centers

Primary Prevention Providers



Data Source: NYS OASAS Data Warehouse, Provider Directory System Data Mart as of 7/27/2022.



Office of Addiction
Services and Supports

OASAS. Every Step of the Way.

OASAS. Every Step of the Way.



Office of Addiction
Services and Supports