

Erie County Substance Use Disorder Key Indicators

OPIOID AND OTHER DRUG INDICATORS

■ Erie County ■ Rest of State (ROS) = New York State excluding New York City

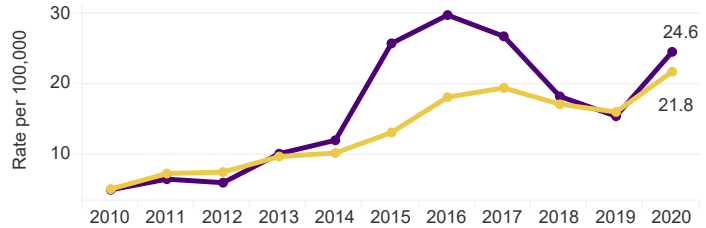
Opioid Deaths Crude Rate per 100,000, 2010-2020

Source: New York State Department of Health, Opioid Data Dashboard and County Opioid Quarterly Reports
https://webbi1.health.ny.gov/SASStoredProcess/quest?_program=/EBI/PHIG/apps/opioid_dashboard/op_dashboard&p=it&ind_id=op51 and
<https://www.health.ny.gov/statistics/opioid/>
 An asterisk (*) indicates the rate is unstable.

❖ Opioid overdose deaths in Erie County in 2020: 227

Opioid Death Rate per 100,000 Population

County to Rest of State	2017	2018	2019	2020
Erie	26.8	18.3	15.5	24.6 ▼
(ROS)	19.5	17.2	16.1	21.8 ▲



▲ ❖ In 2020, the Erie County opioid overdose death rate was higher than the Rest of State.

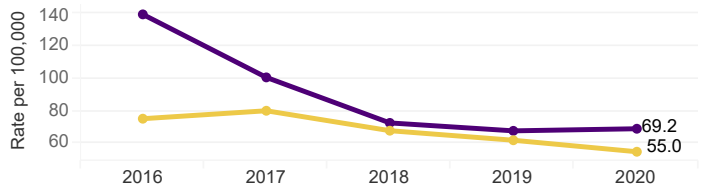
▼ ❖ Between 2017 and 2020, the rate of opioid overdose deaths decreased in Erie County.

Opioid Emergency Department (ED) Visits, 2016-2020

Source: New York State Department of Health, Opioid Data Dashboard and County Quarterly Reports
https://webbi1.health.ny.gov/SASStoredProcess/quest?_program=%2FEBI%2FPHIG%2Fapps%2Fopioid_dashboard%2Fop_dashboard&p=it&ind_id=op53 and
<https://www.health.ny.gov/statistics/opioid/>
 An asterisk (*) indicates the rate is unstable, while (s) indicates that the data do not meet reporting criteria.

Opioid Emergency Department Visit Rate per 100,000 Population

County to Rest of State	2017	2018	2019	2020
Erie	100.9	72.8	67.9	69.2 ▼
(ROS)	80.3	68.0	62.1	55.0 ▼



▲ ❖ In 2020, the Erie County opioid ED visit rate was higher than the Rest of State.

▼ ❖ Between 2017 and 2020, the rate of opioid ED visits decreased in Erie County.

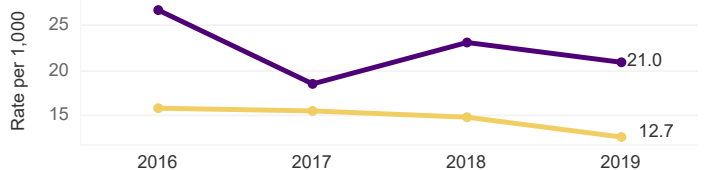
Newborns with Neonatal Withdrawal Symptoms and/or Affected by Maternal Use of Drugs of Addiction (Any Diagnosis), Crude Rate per 1,000 Newborn Discharges, 2016-2019

Source: New York State Community Health Indicator Reports, Opioid Data Dashboard
https://webbi1.health.ny.gov/SASStoredProcess/quest?_program=/EBI/PHIG/apps/opioid_dashboard/op_dashboard&p=it&ind_id=op34
 An asterisk (*) indicates the rate is unstable, while (s) indicates that the data do not meet reporting criteria.

❖ Neonatal Withdrawal Symptom Discharges in Erie County in 2019: 199

Neonatal Withdrawal Symptoms per 1,000 Newborn Discharges

County to Rest of State	2017	2018	2019
Erie	18.6	23.2	21.0 ▲
(ROS)	15.6	14.9	12.7 ▼



▲ ❖ In 2019, the Neonatal Withdrawal Symptom Discharge Rate for Erie County was higher than the Rest of State.

Drug Arrests - Penal Law Article 220 for Controlled Substances. (Excludes Penal Law Article 221 for Marijuana), 2016-2020

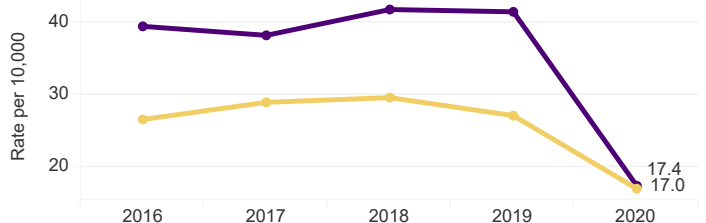
Source: New York State Division of Criminal Justice Services, report provided to OASAS by special request. For public data sets:
<http://www.criminaljustice.ny.gov/crimnet/ojsa/arrests/index.htm>

Drug Arrests

County	2016	2017	2018	2019	2020
Erie	3,624	3,511	3,842	3,808	1,593 ▼

Drug Arrest Rates per 10,000 Population

County to Rest of State	2016	2017	2018	2019	2020
Erie	39.4	38.2	41.8	41.4	17.4 ▼
(ROS)	26.5	28.9	29.6	27.1	17.0 ▼



▲ ❖ In 2020, the Erie County Drug Arrest Rate was higher than the Rest of State.

▼ ❖ Between 2016 and 2020, Erie County saw a decrease in the rate of drug arrests.

Erie County Substance Use Disorder Key Indicators

ALCOHOL INDICATORS

■ Erie County ■ Rest of State (ROS) = New York State excluding New York City

Alcohol Related Motor Vehicle Injuries and Deaths, 2009-2019

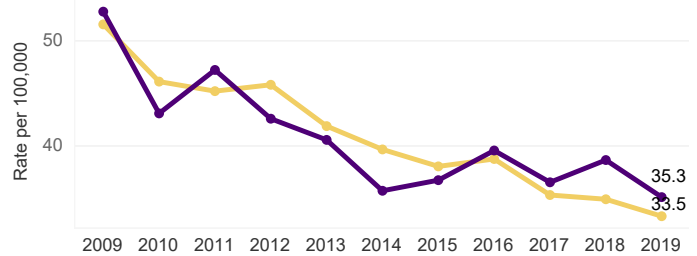
Source: New York State Department of Health, Community Health Indicator Reports (CHIRS)

https://webbi1.health.ny.gov/SASStoredProcess/quest?_program=EBI/PHIG/apps/chir_dashboard/chir_dashboard&p=it&ind_id=Og107#pagetitle

An asterisk (*) indicates fewer than 10 events in the numerator, therefore the rate/percentage is unstable

Alcohol Related Motor Vehicle Injuries and Deaths from 2017 to 2019				
County	2017	2018	2019	
Erie	337	357	325	▼

Alcohol Related Motor Vehicle Injury and Death Rate per 100,000				
County to Rest of State	2017	2018	2019	
Erie	36.7	38.8	35.3	▼
(ROS)	35.5	35.1	33.5	▼



- ▲ ❖ In 2019, the Erie County Alcohol Related Motor Vehicle Injuries and Death Rate was higher than the Rest of State.
- ▼ ❖ Between 2017 and 2019, Erie County saw a decrease in the Alcohol Related Motor Vehicle Injuries and Death Rate.

Cirrhosis Mortality, 2009-2019

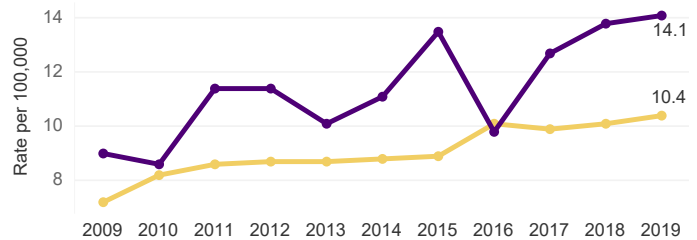
Source: New York State Department of Health, Community Health Indicator Reports (CHIRS)

https://webbi1.health.ny.gov/SASStoredProcess/quest?_program=EBI/PHIG/apps/chir_dashboard/chir_dashboard&p=it&ind_id=Dd21#pagetitle

An asterisk (*) indicates fewer than 10 events in the numerator, therefore the rate/percentage is unstable

Cirrhosis Deaths				
County	2017	2018	2019	
Erie	117	127	130	▲

Cirrhosis Death Rate per 100,000 Population				
County to Rest of State	2017	2018	2019	
Erie	12.7	13.8	14.1	▲
(ROS)	9.9	10.1	10.4	▲

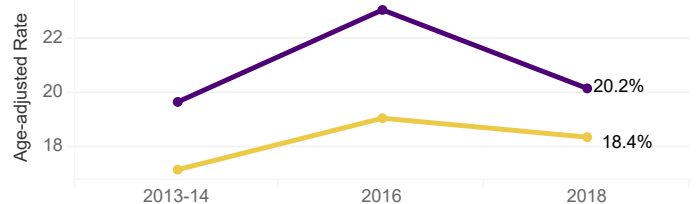


Age-Adjusted Adult Binge Drinking, 2013-2018

Source: New York State Department of Health, Behavioral Risk Factor Surveillance System (BRFSS)

<https://health.data.ny.gov/Health/Behavioral-Risk-Factor-Surveillance-System-BRFSS-H/jsy7-eb4n>

Binge Drinking Percentage				
	2013-14	2016	2018	
Erie	19.7	23.1	20.2	▲
(ROS)	17.2	19.1	18.4	▲



- ▲ ❖ In 2018, the rate of Adult Binge Drinking was higher in Erie County than the Rest of State

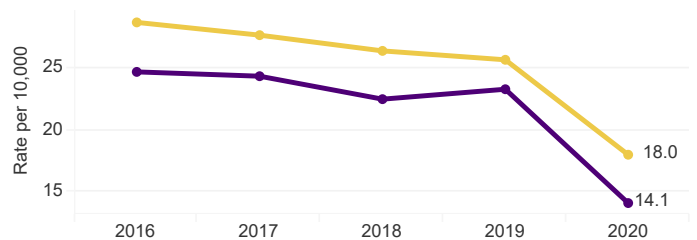
Driving While Intoxicated (DWI) Arrests - Vehicle and Traffic Law Section 1192, 2016-2020

Source: New York State Division of Criminal Justice Services, report provided to OASAS by special request. For public data sets, see:

<http://www.criminaljustice.ny.gov/crimnet/ojsa/arrests/index.htm>

DWI Arrests					
County	2016	2017	2018	2019	2020
Erie	2,269	2,238	2,069	2,140	1,294

DWI Arrest Rates per 10,000 Population					
County to Rest of State	2016	2017	2018	2019	2020
Erie	24.7	24.3	22.5	23.3	14.1
(ROS)	28.7	27.7	26.4	25.7	18.0



- ▼ ❖ In 2020, the Erie County DWI Arrest rate was lower than the Rest of State.
- ▼ ❖ Between 2016 and 2020, Erie County saw a decrease in the rate of DWI arrests.