

Westchester County Substance Use Disorder Key Indicators

OPIOID AND OTHER DRUG INDICATORS

■ Westchester County ■ Rest of State (ROS) = New York State excluding New York City

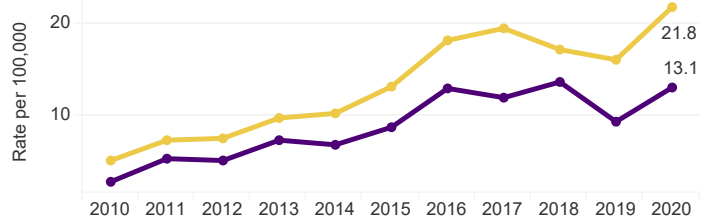
Opioid Deaths Crude Rate per 100,000, 2010-2020

Source: New York State Department of Health, Opioid Data Dashboard and County Opioid Quarterly Reports
https://webbi1.health.ny.gov/SASStoredProcess/quest?_program=/EBI/PHIG/apps/opioid_dashboard/op_dashboard&p=it&ind_id=op51 and
<https://www.health.ny.gov/statistics/opioid/>
 An asterisk (*) indicates the rate is unstable.

❖ Opioid overdose deaths in Westchester County in 2020: 128

Opioid Death Rate per 100,000 Population

County to Rest of State	2017	2018	2019	2020
Westchester	12.0	13.7	9.4	13.1 ▲
(ROS)	19.5	17.2	16.1	21.8 ▲



▼ ❖ In 2020, the Westchester County opioid overdose death rate was lower than the Rest of State.

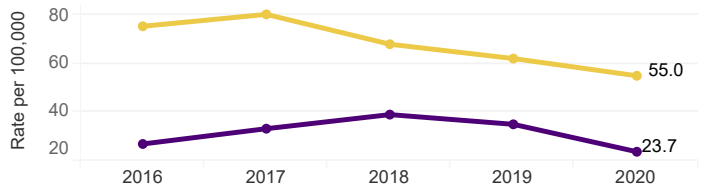
▲ ❖ Between 2017 and 2020, the rate of opioid overdose deaths increased in Westchester County.

Opioid Emergency Department (ED) Visits, 2016-2020

Source: New York State Department of Health, Opioid Data Dashboard and County Quarterly Reports
https://webbi1.health.ny.gov/SASStoredProcess/quest?_program=%2FEBI%2FPHIG%2Fapps%2Fopioid_dashboard%2Fop_dashboard&p=it&ind_id=op53 and
<https://www.health.ny.gov/statistics/opioid/>
 An asterisk (*) indicates the rate is unstable, while (s) indicates that the data do not meet reporting criteria.

Opioid Emergency Department Visit Rate per 100,000 Population

County to Rest of State	2017	2018	2019	2020
Westchester	33.2	39.0	35.0	23.7 ▼
(ROS)	80.3	68.0	62.1	55.0 ▼



▼ ❖ In 2020, the Westchester County opioid ED visit rate was lower than the Rest of State.

▼ ❖ Between 2017 and 2020, the rate of opioid ED visits decreased in Westchester County.

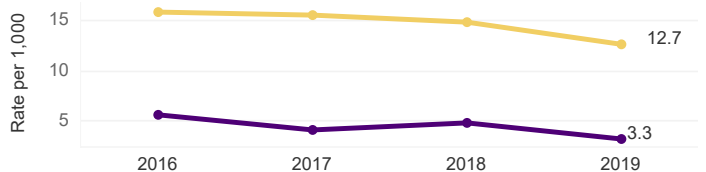
Newborns with Neonatal Withdrawal Symptoms and/or Affected by Maternal Use of Drugs of Addiction (Any Diagnosis), Crude Rate per 1,000 Newborn Discharges, 2016-2019

Source: New York State Community Health Indicator Reports, Opioid Data Dashboard
https://webbi1.health.ny.gov/SASStoredProcess/quest?_program=/EBI/PHIG/apps/opioid_dashboard/op_dashboard&p=it&ind_id=op34
 An asterisk (*) indicates the rate is unstable, while (s) indicates that the data do not meet reporting criteria.

❖ Neonatal Withdrawal Symptom Discharges in Westchester County in 2019: 26

Neonatal Withdrawal Symptoms per 1,000 Newborn Discharges

County to Rest of State	2017	2018	2019
Westchester	4.2	4.9	3.3 ▼
(ROS)	15.6	14.9	12.7 ▼



▼ ❖ In 2019, the Neonatal Withdrawal Symptom Discharge Rate for Westchester County was lower than the Rest of State.

Drug Arrests - Penal Law Article 220 for Controlled Substances. (Excludes Penal Law Article 221 for Marijuana), 2016-2020

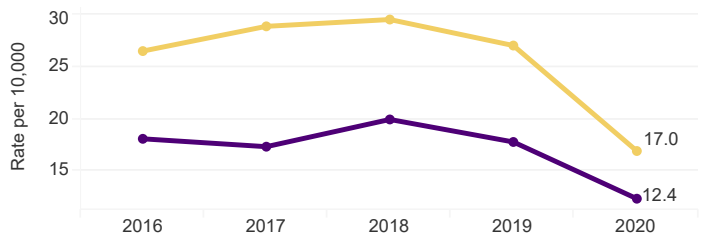
Source: New York State Division of Criminal Justice Services, report provided to OASAS by special request. For public data sets:
<http://www.criminaljustice.ny.gov/crimnet/ojsa/arrests/index.htm>

Drug Arrests

County	2016	2017	2018	2019	2020
Westchester	1,760	1,686	1,937	1,727	1,197 ▼

Drug Arrest Rates per 10,000 Population

County to Rest of State	2016	2017	2018	2019	2020
Westchester	18.1	17.4	20.0	17.8	12.4 ▼
(ROS)	26.5	28.9	29.6	27.1	17.0 ▼



▼ ❖ In 2020, the Westchester County Drug Arrest Rate was lower than the Rest of State.

▼ ❖ Between 2016 and 2020, Westchester County saw a decrease in the rate of drug arrests.

Westchester County Substance Use Disorder Key Indicators

ALCOHOL INDICATORS

Westchester County Rest of State (ROS) = New York State excluding New York City

Alcohol Related Motor Vehicle Injuries and Deaths, 2009-2019

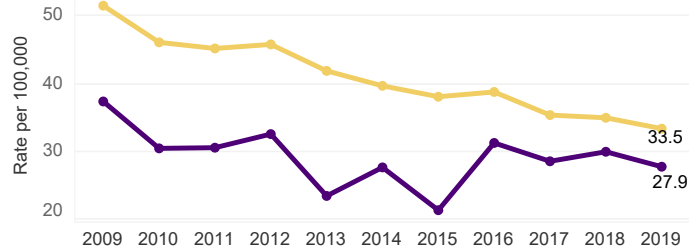
Source: New York State Department of Health, Community Health Indicator Reports (CHIRS)

https://webbi1.health.ny.gov/SASStoredProcess/quest?_program=EBI/PHIG/apps/chir_dashboard/chir_dashboard&p=it&ind_id=Og107#pagetitle

An asterisk (*) indicates fewer than 10 events in the numerator, therefore the rate/percentage is unstable

Alcohol Related Motor Vehicle Injuries and Deaths from 2017 to 2019				
County	2017	2018	2019	
Westchester	278	292	270	▼

Alcohol Related Motor Vehicle Injury and Death Rate per 100,000				
County to Rest of State	2017	2018	2019	
Westchester	28.7	30.1	27.9	▼
(ROS)	35.5	35.1	33.5	▼



- ▼ ❖ In 2019, the Westchester County Alcohol Related Motor Vehicle Injuries and Death Rate was lower than the Rest of State.
- ▼ ❖ Between 2017 and 2019, Westchester County saw a decrease in the Alcohol Related Motor Vehicle Injuries and Death Rate.

Cirrhosis Mortality, 2009-2019

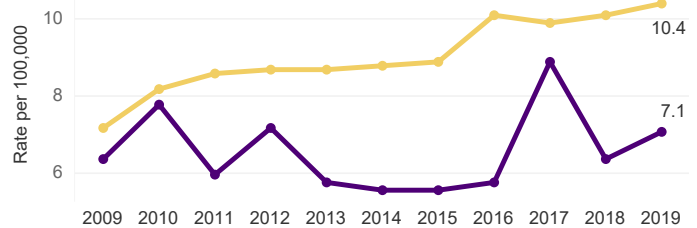
Source: New York State Department of Health, Community Health Indicator Reports (CHIRS)

https://webbi1.health.ny.gov/SASStoredProcess/quest?_program=EBI/PHIG/apps/chir_dashboard/chir_dashboard&p=it&ind_id=Dd21#pagetitle

An asterisk (*) indicates fewer than 10 events in the numerator, therefore the rate/percentage is unstable

Cirrhosis Deaths				
County	2017	2018	2019	
Westchester	86	62	69	▼

Cirrhosis Death Rate per 100,000 Population				
County to Rest of State	2017	2018	2019	
Westchester	8.9	6.4	7.1	▼
(ROS)	9.9	10.1	10.4	▲

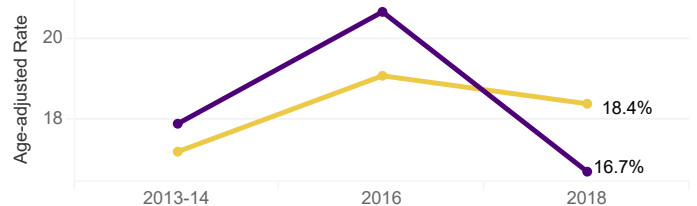


Age-Adjusted Adult Binge Drinking, 2013-2018

Source: New York State Department of Health, Behavioral Risk Factor Surveillance System (BRFSS)

<https://health.data.ny.gov/Health/Behavioral-Risk-Factor-Surveillance-System-BRFSS-H/jsy7-eb4n>

Binge Drinking Percentage				
	2013-14	2016	2018	
Westchester	17.9	20.7	16.7	▼
(ROS)	17.2	19.1	18.4	▲



- ▼ ❖ In 2018, the rate of Adult Binge Drinking was lower in Westchester County than the Rest of State

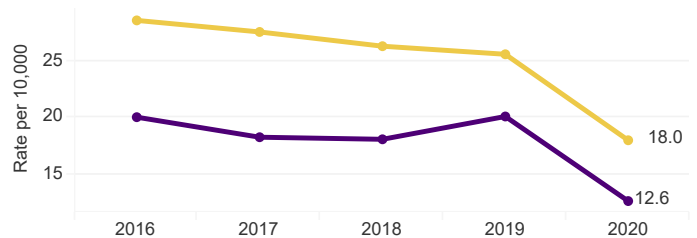
Driving While Intoxicated (DWI) Arrests - Vehicle and Traffic Law Section 1192, 2016-2020

Source: New York State Division of Criminal Justice Services, report provided to OASAS by special request. For public data sets, see:

<http://www.criminaljustice.ny.gov/crimnet/ojsa/arrests/index.htm>

DWI Arrests					
County	2016	2017	2018	2019	2020
Westchester	1,947	1,773	1,753	1,949	1,216

DWI Arrest Rates per 10,000 Population					
County to Rest of State	2016	2017	2018	2019	2020
Westchester	20.1	18.3	18.1	20.1	12.6
(ROS)	28.7	27.7	26.4	25.7	18.0



- ▼ ❖ In 2020, the Westchester County DWI Arrest rate was lower than the Rest of State.
- ▼ ❖ Between 2016 and 2020, Westchester County saw a decrease in the rate of DWI arrests.