



**Office of Addiction
Services and Supports**

OASAS. Every Step of the Way.

Opioid Settlement Fund Advisory Board

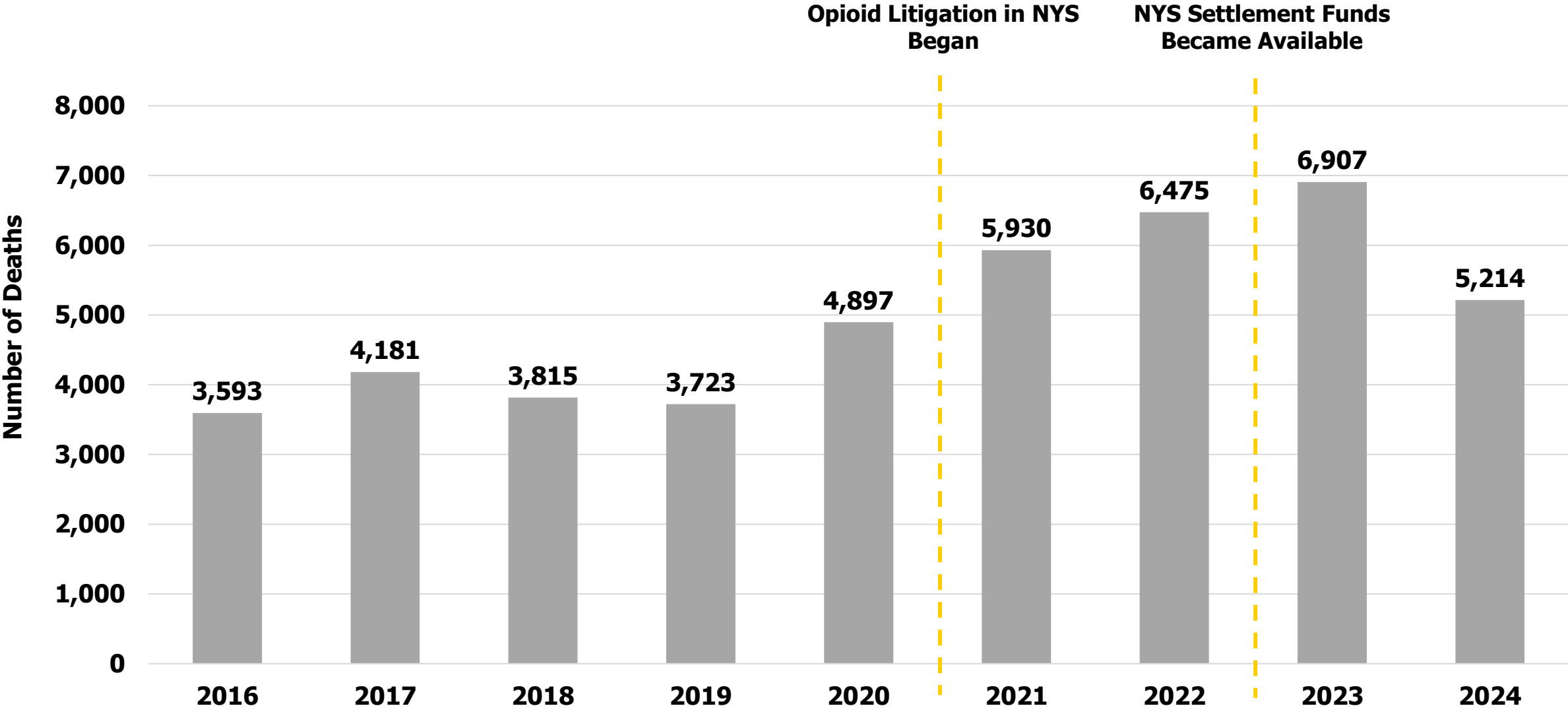
Impact Monitoring and Reporting

Chinazo Cunningham, MD, MS

Commissioner, New York State Office of Addiction Services and Supports (OASAS)

MARCH 5, 2025

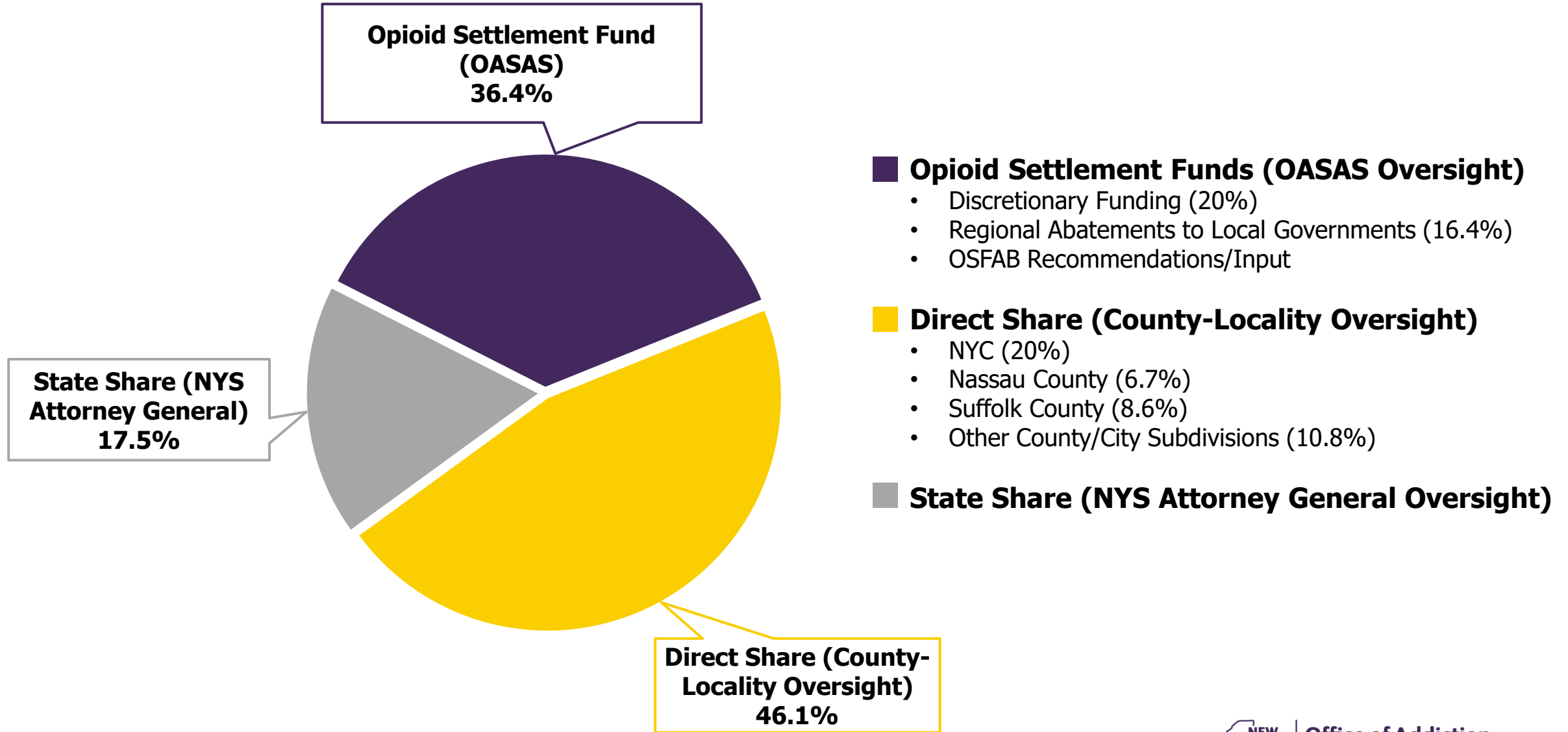
NYS Overdose Deaths (2016-24)



Source: CDC National Vital Statistics System 12-month Rolling Average Overdose Death Data. Data represent a 12-month periods ending Sept. 30, 2024.



NYS Opioid Settlements



Monitoring and Reporting Leads

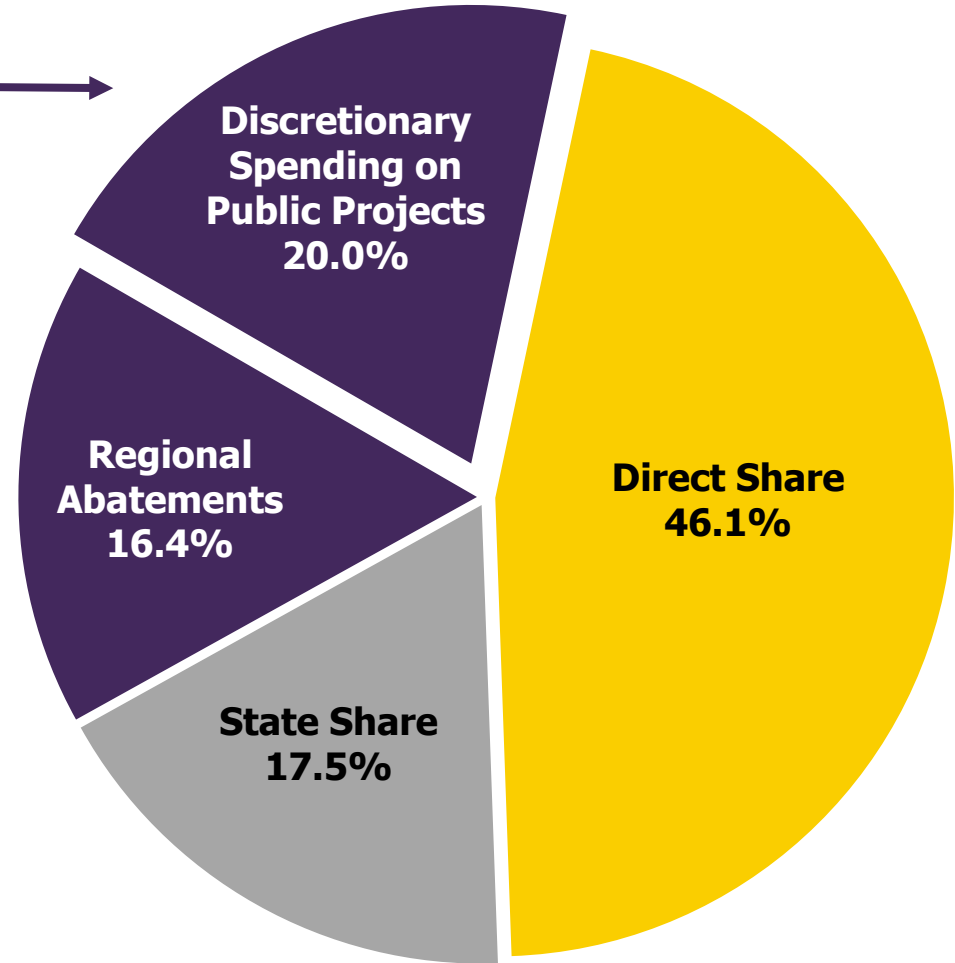
OASAS evaluation team

Opioid settlement funding that we are discussing today

OASAS evaluation team

Government-academic partnership

- Established using OSF Research funds
- Three-year initiative (2025-28)



Developing Initiatives and Monitoring Impact

Environmental Scan

- OSFAB priorities
- Needs assessments
- Identify opioid burden & service gaps

Reporting and Monitoring Impact

- Use data to sustain implementation
- Use data to understand spending impact
- Provide public data to ensure transparency

Initiative Development

- OSFAB priorities
- Incorporate environmental scan findings
- Match priorities to funding
- Identify collaborations

Implementation

- Release requests for proposals
- Project management/technical assistance
- Data collection

Monitoring and Reporting Plan

Developed new data monitoring/reporting for OASAS-funded initiatives

- Led by experienced OASAS research/evaluation staff

Ongoing evaluation plans:

- Developed for new initiatives
- Based on continuous quality improvement

Understand opioid settlement fund impact on:

- OSFAB priority areas
- Specific initiatives
- Priority populations
- Geographic areas

Routine Data Reporting by Initiative

- Evaluation includes initiatives implemented for at least **one year**
- Routine Reporting
 - Initiative aims
 - What the funding provides
 - Measures per initiative include:
 - Volume:** Service visits to OSF-funded providers/programs
 - Engagement:** Individuals engaged in OSF-funded services
 - Key outcomes:** Tailored to specific initiatives

Opioid Settlement Fund Data

- **Over \$398M** made available to date
- Distributed the most settlement dollars faster than any other state

Online tracker

- By priority area
- By initiative
- By county
- By fiscal year (2023 & 2024)

OPIOID SETTLEMENT FUNDS MADE AVAILABLE
By Priority Area
(dollar amounts are expressed in thousands)

Search:

Priority Area*	FY23 Allocations**	Funds Made Available via Procurement
Regional Abatement	\$64,006	\$64,006
Harm Reduction	\$26,858	\$26,858
Treatment	\$14,426	\$14,300
Investments Across the Continuum	\$19,331	\$19,331
Priority Populations	\$17,689	\$17,314
Housing	\$12,372	\$12,372
Recovery	\$12,372	\$12,096
Prevention	\$8,457	\$8,000
Transportation	\$6,331	\$6,240

Priority Areas for FY2025	Allocations	Prior rank	Prior allocation
1. Investments Across the Continuum	28%	3	16%
2. Harm Reduction	17%	1	22%
3. Recovery	11%	6	10%
4. Housing	10%	5	10%
5. Treatment	9%	2	12%
6. Priority Populations	8%	4	15%
7. Prevention	8%	7	7%
8. Transportation	6%	8	5%
9. Research	2%	10	1%
10. Public Awareness	1%	9	2%

OPIOID SETTLEMENT FUNDS MADE AVAILABLE
By Date and Initiative
(dollar amounts are expressed in thousands)

Search:

Date of Procurement	Initiatives	Amount	Number of Awards
1/20/23	Comprehensive Low Threshold Buprenorphine Services	\$10,828	15
2/7/23	Comprehensive Integrated Outpatient Treatment Program-Round 1	\$5,918	12
3/9/23	Outreach and Engagement - Clinic Model	\$2,000	5
3/8/23	Outreach and Engagement - Street Outreach	\$3,599	12
3/15/23	Regional Abatement	\$64,006	81
3/30/23	Connections to Care	\$6,600	11
5/1/23	Fentanyl Test Strips, Xylazine Test Strips	\$1,300	1
5/10/23	Community Prevention Coalitions: Fentanyl/Opioids, Bx	\$4,000	5
	Youth Education and Engagement	\$4,000	Under review
	Naloxone	\$2,255	2
	Professional Scholarship Program	\$9,331	12*
	Comprehensive Integrated Outpatient Treatment Program-Round 2	\$8,382	Under review
	Non-Medical Transportation	\$6,240	Under review
	Public Awareness	\$2,066	1
	Recovery Community and Outreach Centers	\$12,096	20
	Transitional Safety Units	\$12,372	17
	MATTERS**	\$8,000	In process
	NYS DDH**	\$27,590	In process
	Total	\$190,583	

Previous 1 Next



Initiatives with Year One Implementation Data

Low Threshold Buprenorphine

Outreach and Engagement

Connections to Care

Non-Medical Transportation

Harm Reduction Delivered

Scholarships and Paid Internships

MARCH 5, 2025

Low Threshold Buprenorphine



OASAS
Every Step
of the Way.

Low Threshold Buprenorphine: Aims and Funding

Initiative Aims:

- Engage people in a safe and nonjudgmental setting using harm reduction
- Increase access and utilization of buprenorphine

Funding Provides:

- Diagnosing opioid use disorder
- Prescribing buprenorphine
- Care management

Initiative launch date: Sep. 1, 2023

Data collection period: Oct. 1, 2023 – Jan. 1, 2025

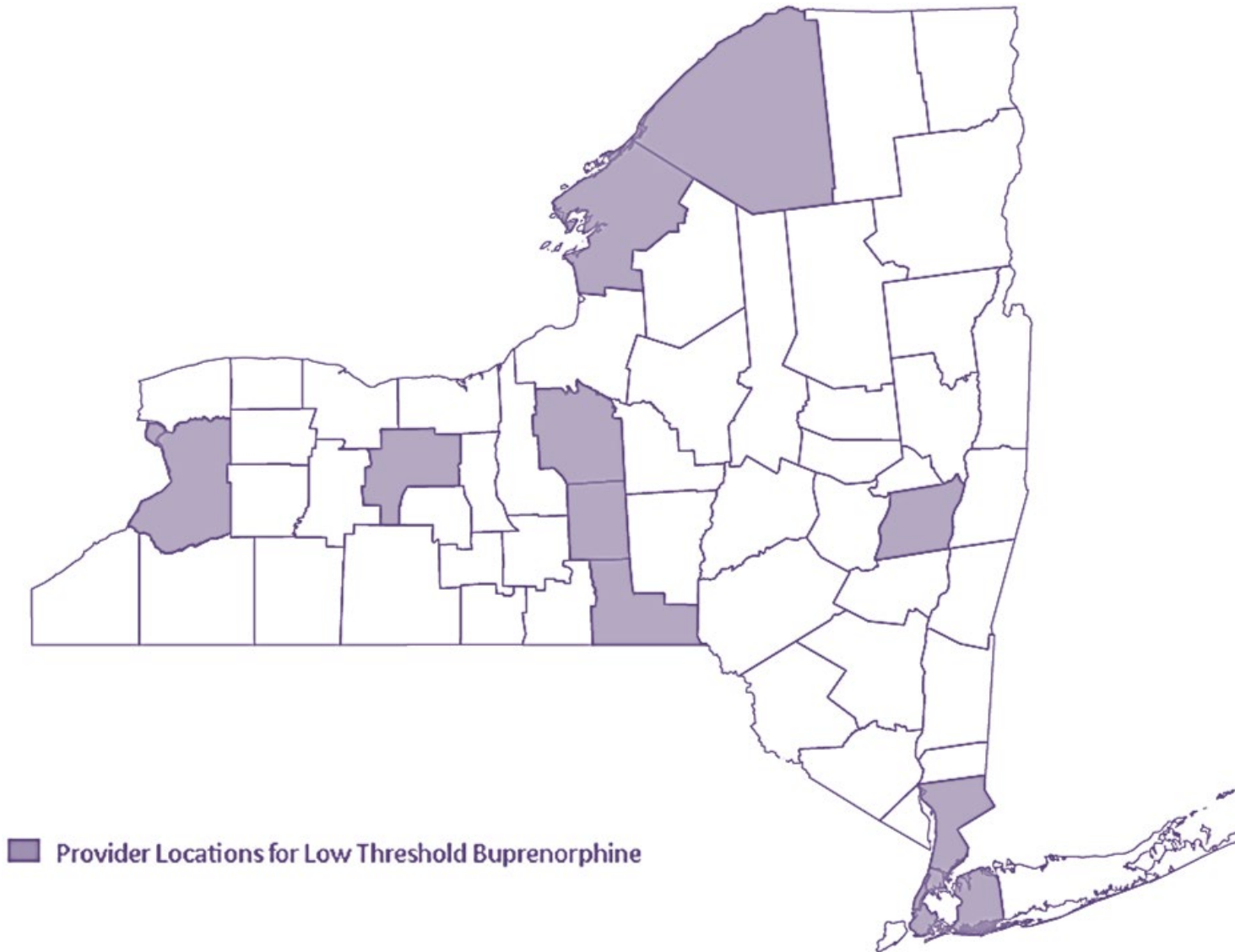
Months of funding: 36

Number of providers: 15

Funding: \$22M

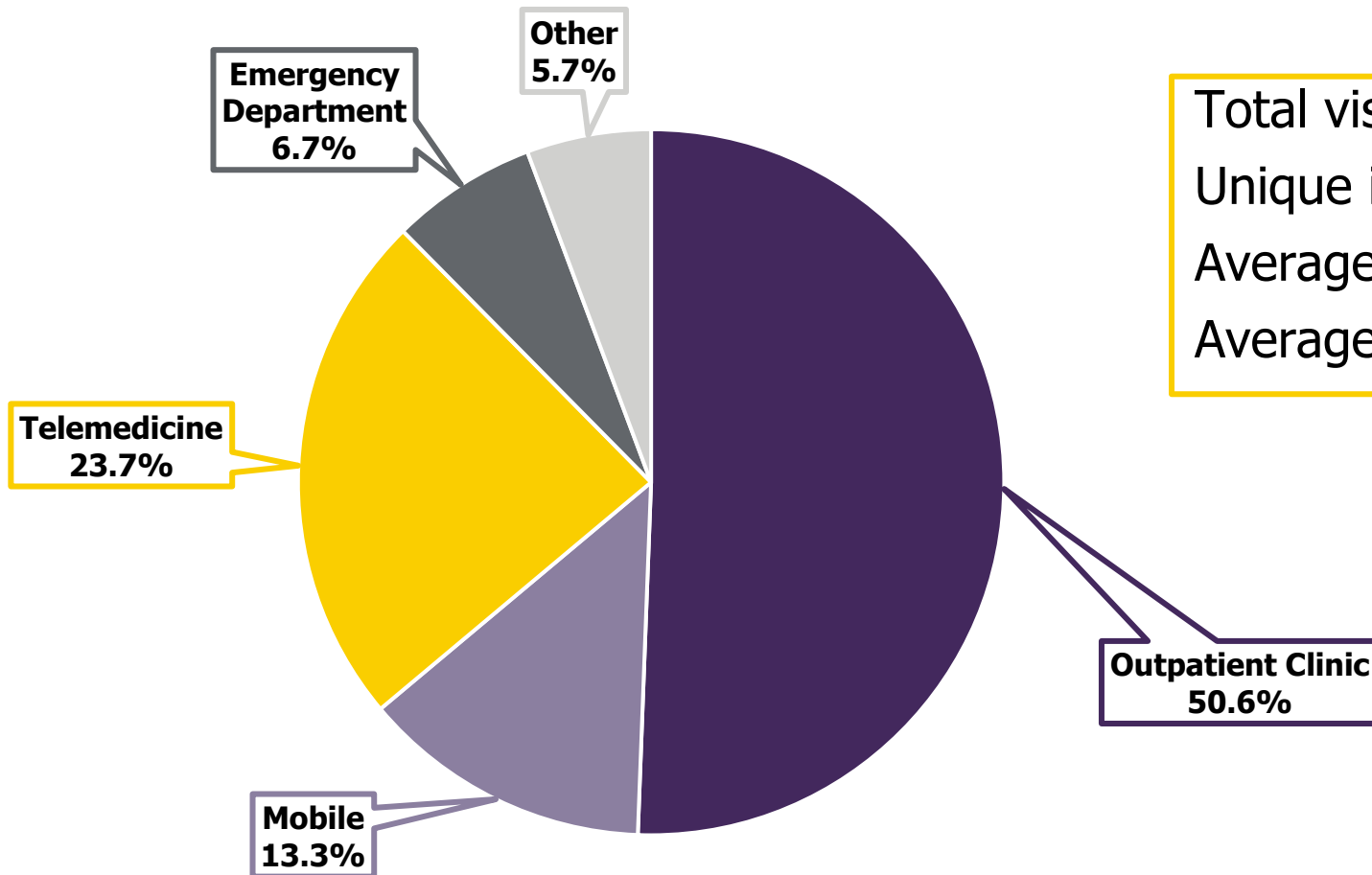
Priority Area: Harm Reduction

Low Threshold Buprenorphine: Provider Locations



Low Threshold Buprenorphine: Volume and Engagement

Visit Locations
n= 7,881



Total visits: **7,881**
Unique individuals: **2,052**
Average visits per individual: **3.9**
Average duration of visit: **30.9 minutes**



Low Threshold Buprenorphine: Buprenorphine Initiation

Unique individuals (**2,052**):

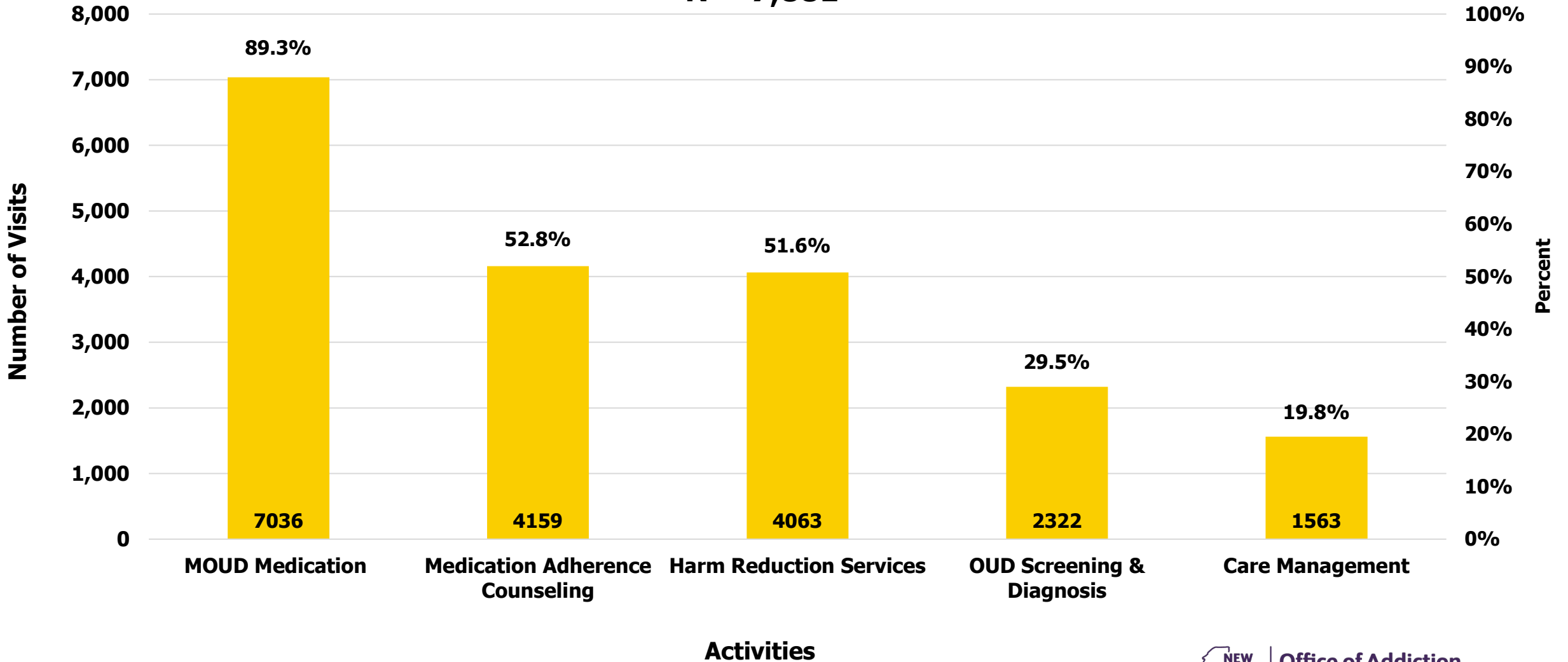
- Reporting active opioid use: **808**
- Diagnosed with OUD: **403**
- Initiating buprenorphine: **278**

34.4% of those who reported active opioid use initiated buprenorphine

62.6% of those diagnosed with OUD initiated buprenorphine

Low Threshold Buprenorphine: Activities Conducted

Visits
N = 7,881



Abbreviations: OUD, opioid use disorder; MOUD, Medication for opioid use disorder



Low Threshold Buprenorphine: Provider Feedback

[A]n individual was unexpectedly released from incarceration at a court appearance and lacked access to MAT or a warm handoff. They heard about our program while incarcerated, showed up for help, and received buprenorphine, Narcan, and Narcan training.

MARCH 5, 2025

Outreach and Engagement



OASAS
Every Step
of the Way.

Outreach and Engagement: Aims and Funding

Initiative Aims:

- Outreach and engagement of underserved priority populations

What Funding Provides:

- Low-threshold medical services: peer support, HIV/HCV testing, care management
- Linkage to SUD treatment including low-threshold medication treatment

Initiative launch date: Oct. 1, 2023

Data collection period: Feb. 1, 2024 – Jan. 1, 2025

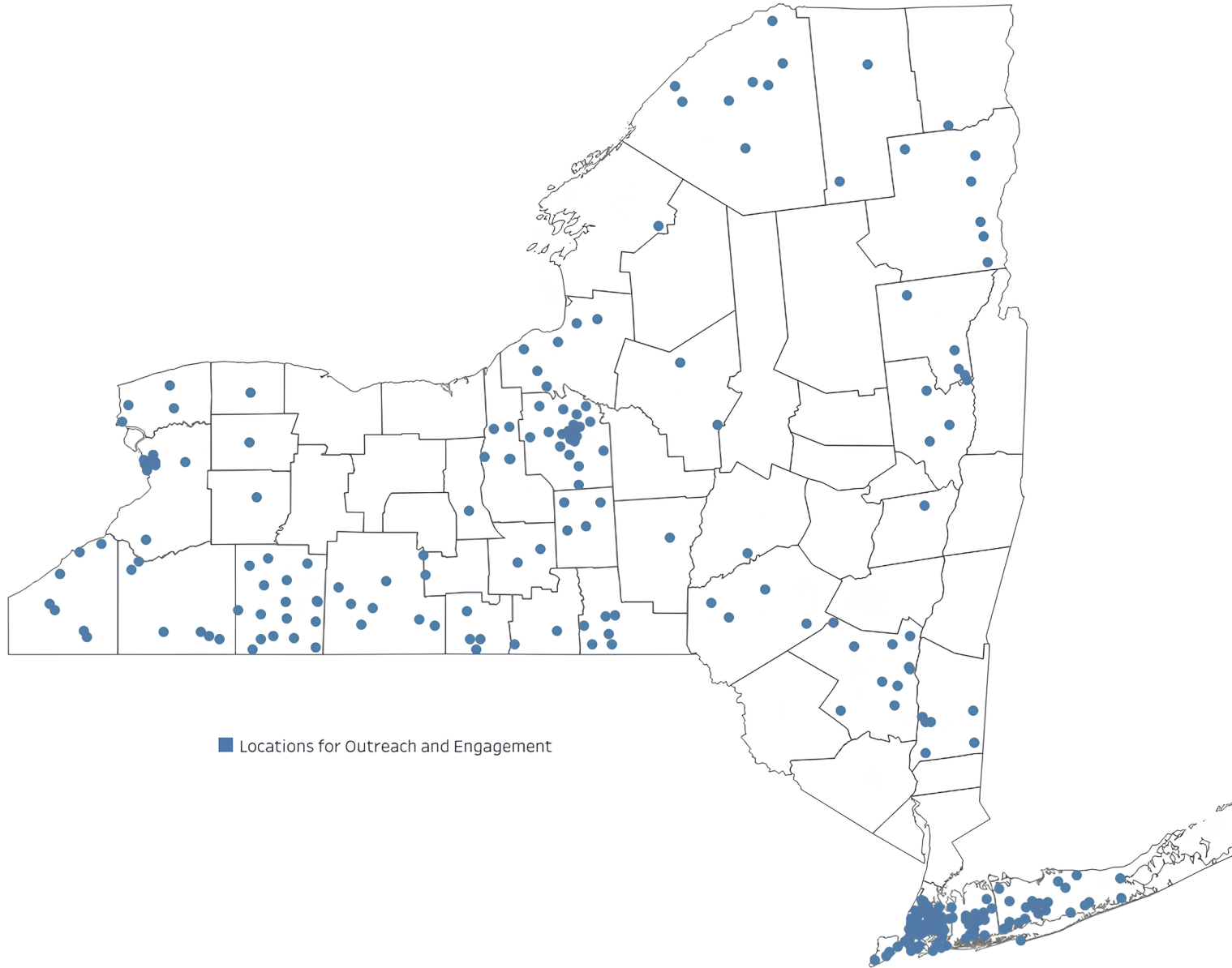
Months of funding: 24

Number of providers: 18

Funding: \$9M

Priority Area: Harm Reduction

Outreach and Engagement: Visit Locations



Outreach and Engagement: Volume and Engagement

Outreach Visit Locations
n= 3,217 stops

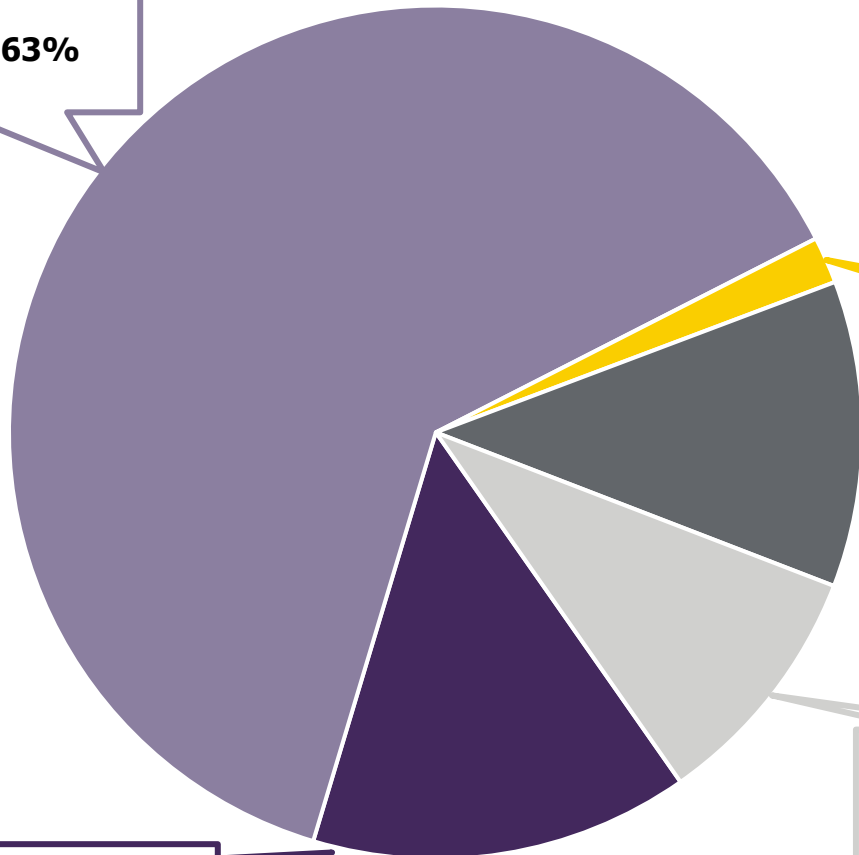
Outreach stops: **3,217**

Counties served: **40**

Individuals provided services: **23,736**

Individuals newly receiving harm reduction supplies: **12,637**

Public setting, 63%



Criminal legal setting, 2%

Transitional/temporary housing, 12%

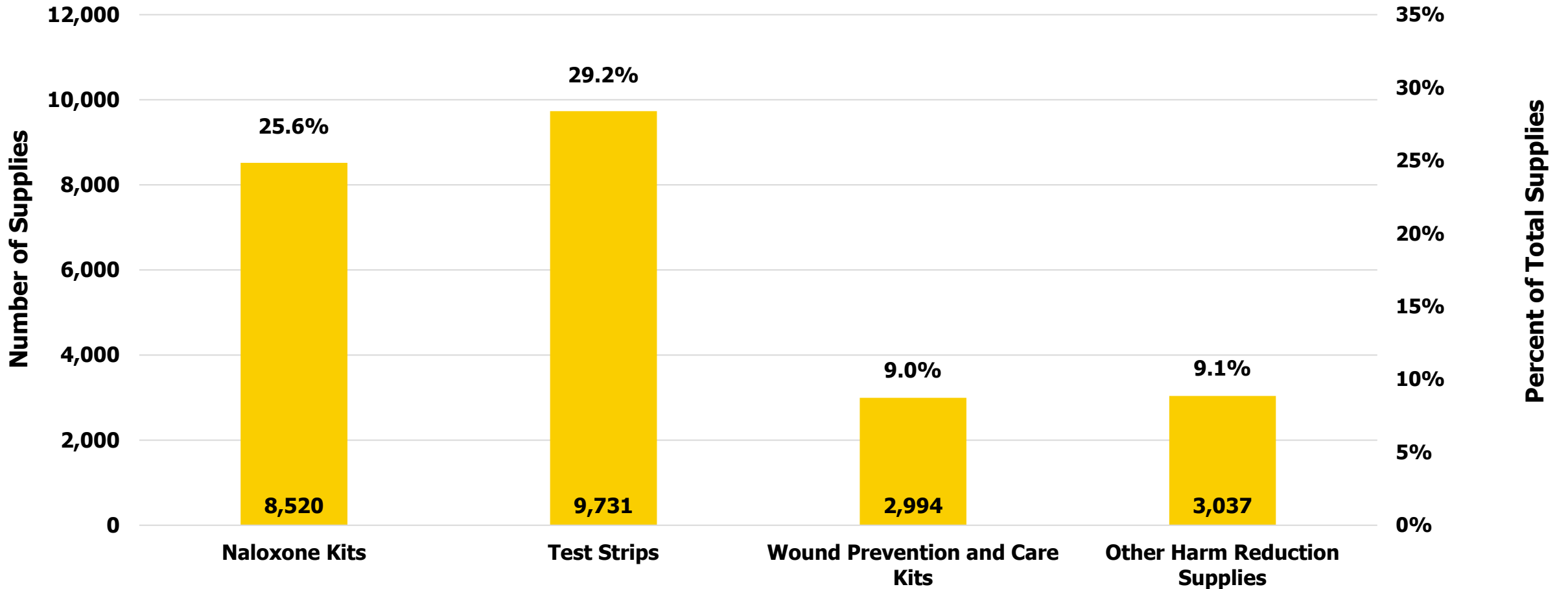
Other, 9%

Clinical or social service settings, 14%



Outreach and Engagement: Harm Reduction Supplies

Total Supplies Provided
n= 33,298



Outreach and Engagement: Provider Feedback

A middle-aged man with substance use disorder had lived in the woods for years, attempted suicide, and returned to homelessness after discharge from a behavioral health unit. With help from the outreach and engagement team, he entered inpatient treatment, found stable housing and medical care, and has maintained his recovery.



MARCH 5, 2025

Connections to Care



OASAS
Every Step
of the Way.

Connections to Care: Aims and Funding

Initiative Aims:

- Improve connections to needed supports for underserved priority populations
- Increase engagement and retention for underserved priority populations

What Funding Provides:

- Screening and assessment to identify biopsychosocial needs of individuals
- Connecting individuals to services based on their unique needs, preferences, and goals
- Ongoing outreach and follow-up to ensure successful connections and supports

Initiative launch date: Jan. 1, 2024

Data Reporting Period: Mar. 1, 2024 – Jan. 1, 2025

Number of providers: 11

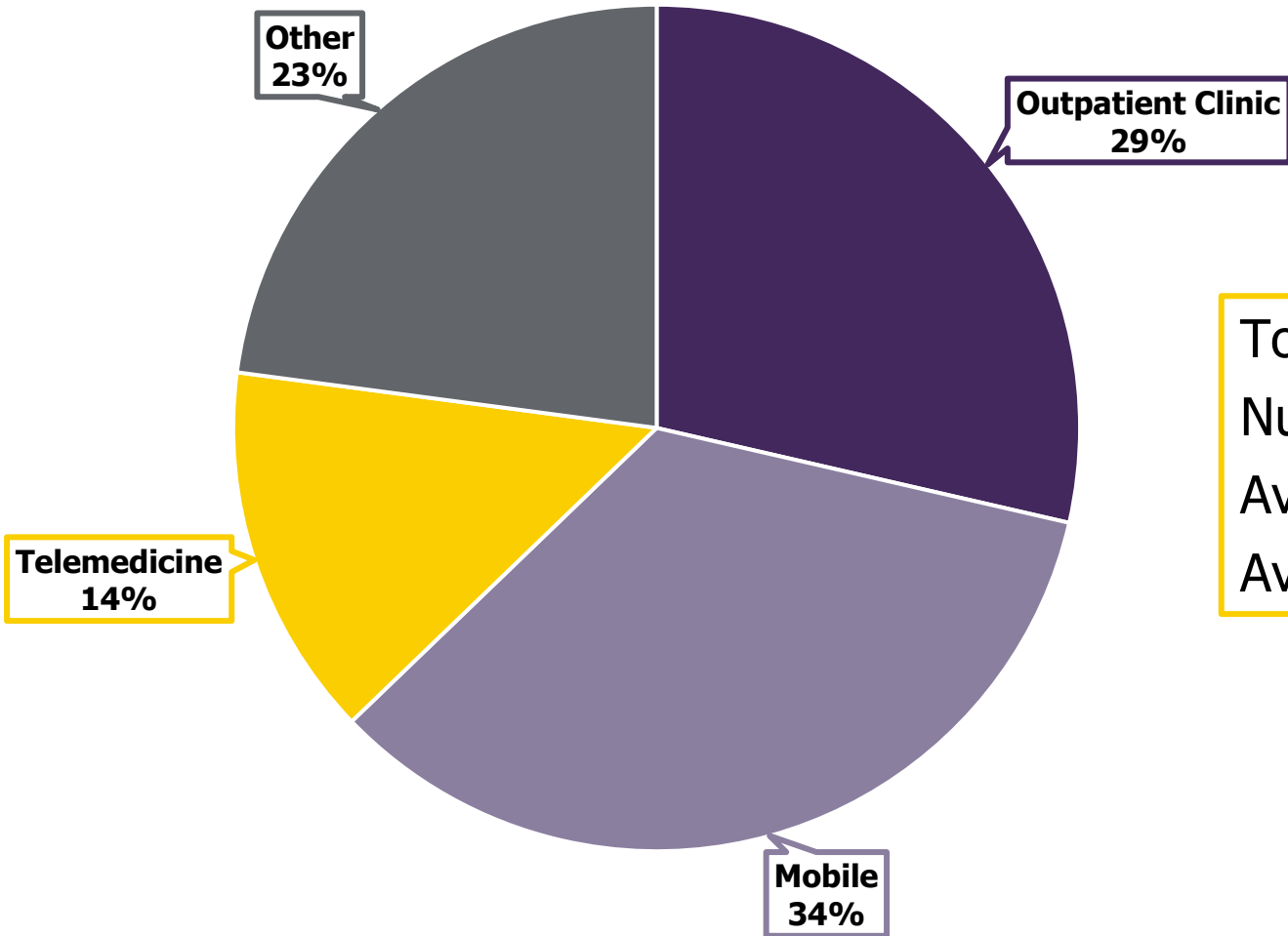
Months of funding: 36

Funding: \$6M

Priority Area: Priority Populations

Connections to Care: Volume and Engagement

Visit Locations
n= 1,823



Total visits: **1,823**

Number of unique individuals engaged: **818**

Average visits per individual: **1.7**

Average duration of visit: **31.8 minutes**



Connections to Care: Population Characteristics

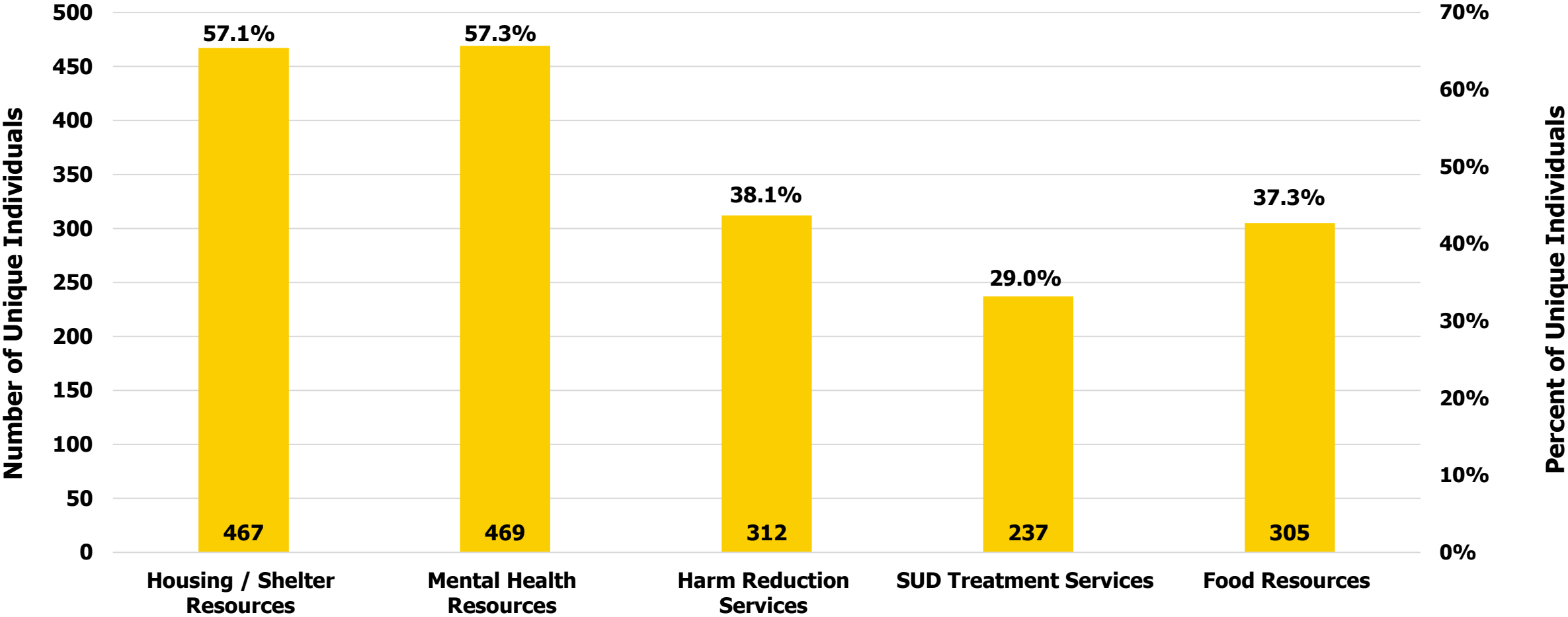
- Transition age adults aged 18-25 years: **12.2%**
- Unstably housed or experiencing homelessness: **75.9%**
- Mental health condition: **77.0%**
- Pregnant or postpartum: **7.6%**

Note: Percentages are of total individuals (n, 818)



Connections to Care: Health and Social Needs

Unique Individuals
n= 818



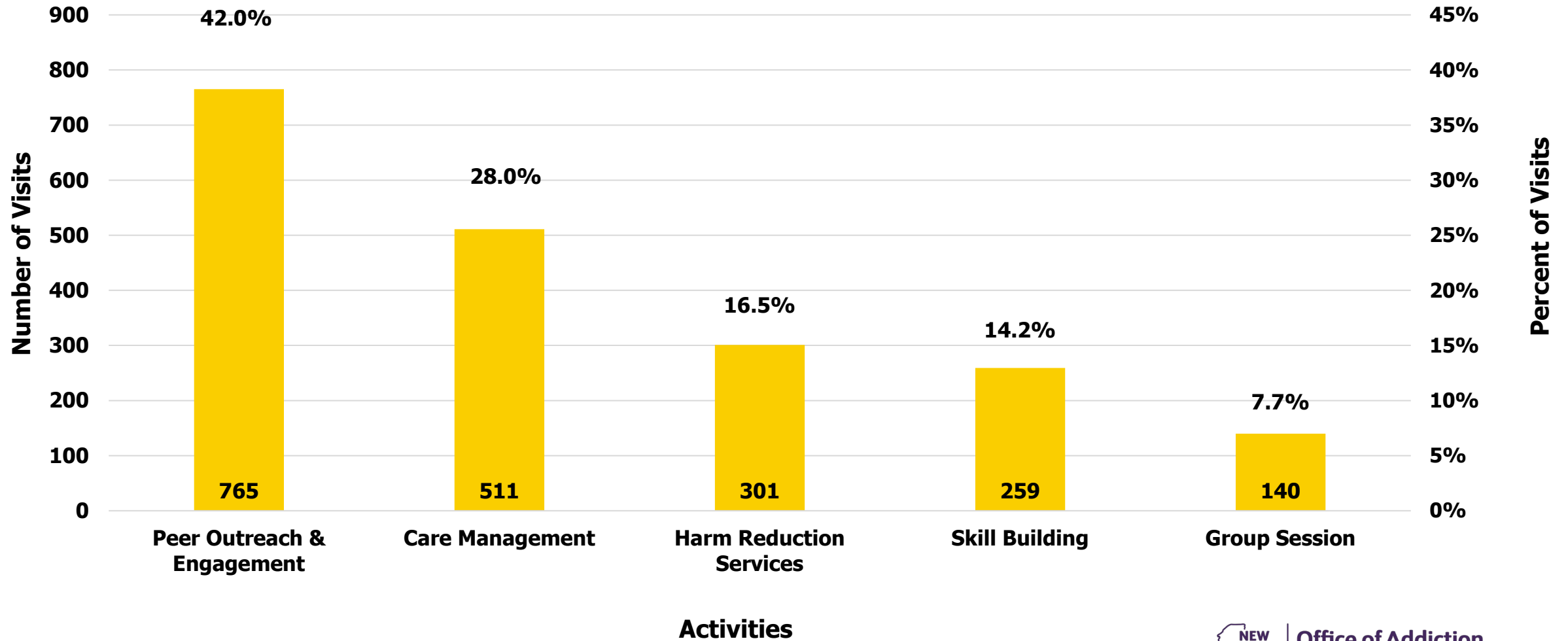
Health and Social Service Needs



Abbreviations: OUD, opioid use disorder; SUD, substance use disorder

Connections to Care: Activities Conducted

Visits
n= 1,823



Note: A single individual could be seen for multiple visits and so, the number of visits is greater than the number of individuals

MARCH 5, 2025

Non-Medical Transportation



OASAS
Every Step
of the Way.

Non-Medical Transportation: Aims and Funding

Initiative Aims:

- Transport individuals seeking prevention, treatment, recovery, or harm reduction services

What Funding Provides:

- Transport to non-medical appointments that support recovery and other services
- Ride share programs, bus passes, or fleet services

Initiative launch date: Jan. 1, 2024

Reporting Period: Jan. 1, 2024 – Nov 30, 2024

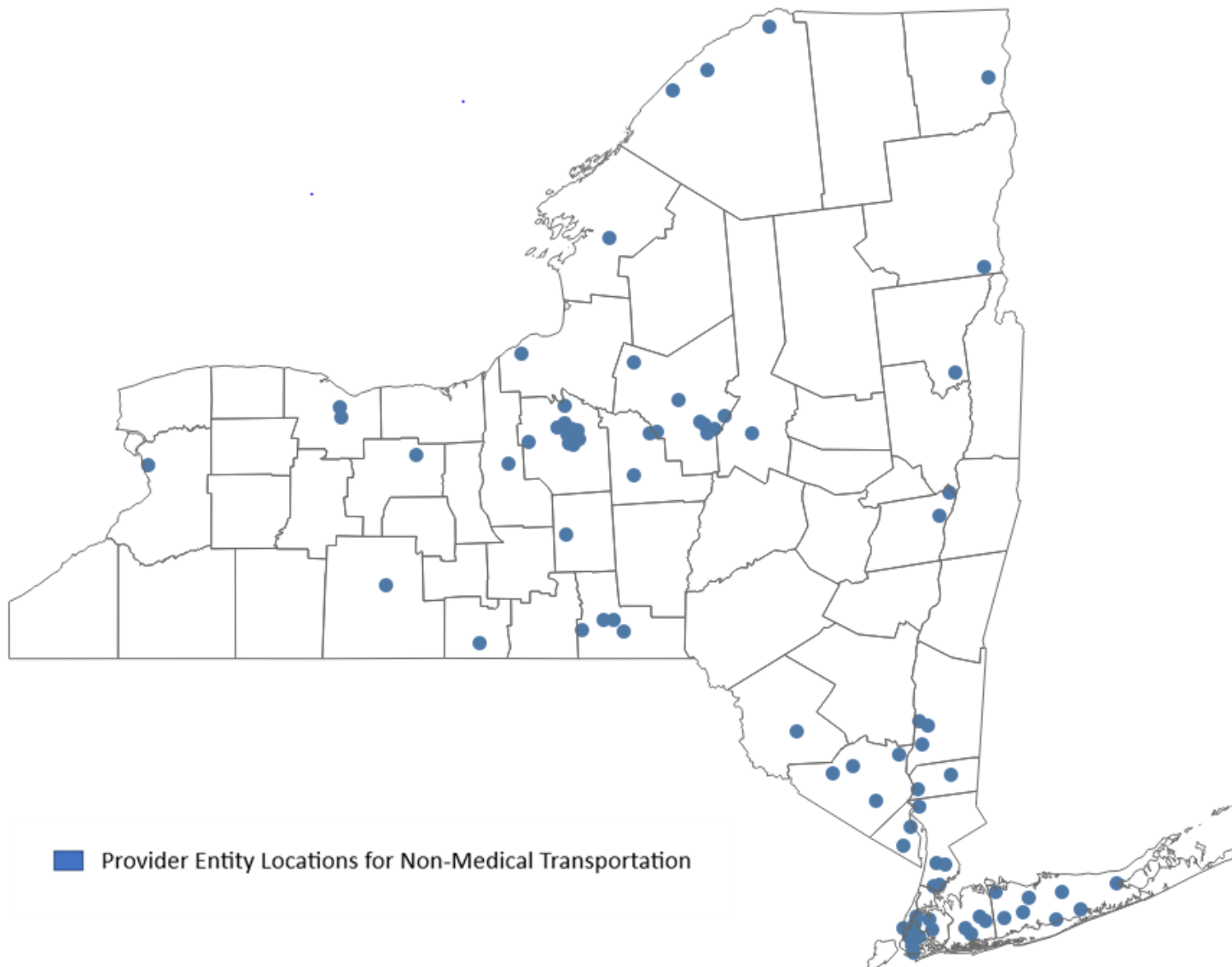
Number of providers: 14

Months of funding: 60 months

Funding: \$16M

Priority Area: Transportation

Non-Medical Transportation: Funded Provider Locations

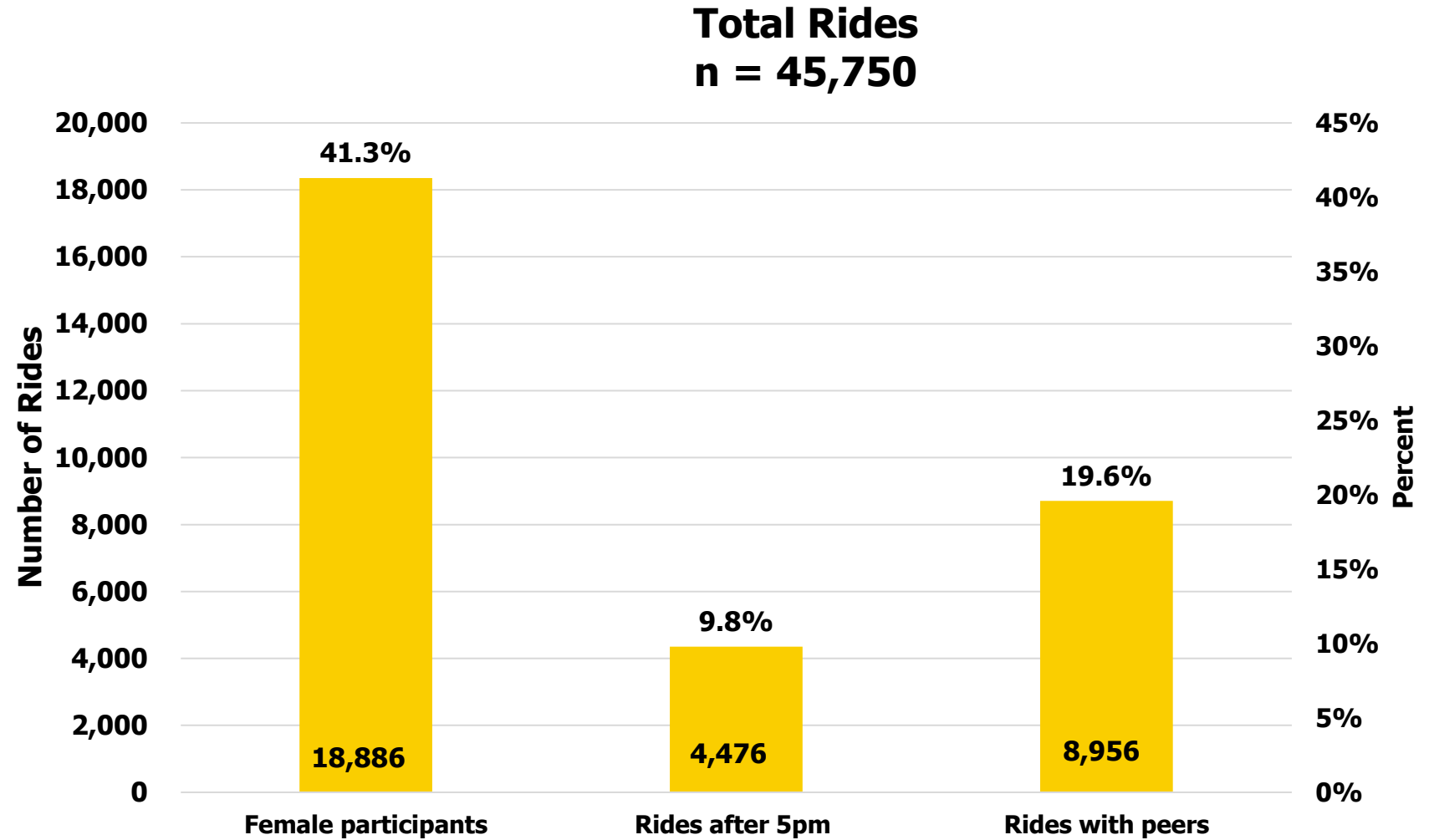


Funded providers can contract other entities to provide transportation services. These entities are Recovery centers and independent practice association (IPA) which is a group of healthcare providers.



Non-Medical Transportation: Volume & Engagement

- Total rides: **45,750**
- Total ride mileage: **716,595 miles**
- Average mileage per ride: **5.7 miles**



Non-Medical Transportation: Participant Feedback

- *"I would have never got to court...helped me so much I'm going back to getting peer services now."*
- *"This service is awesome!"*
- *"Saved my life, and nerves, getting to my appointment—thank you so very much!"*
- *"Thank you for the encouragement on my way to getting healthy again!"*
- *"This was essential in getting to my treatment. Thank you so much for this service."*



MARCH 5, 2025

Harm Reduction Delivered



OASAS
Every Step
of the Way.

Harm Reduction Delivered: Aims and Funding

Initiative Aims:

- Provide free, online, on-demand harm reduction supplies

What Funding Provides:

- Fentanyl test strips
- Xylazine test strips
- Naloxone
- Shipping and packaging

Initiative launch date: May 1, 2023

Data collection period: May 1, 2023 – Jan. 31, 2025

Funding: \$25.7M

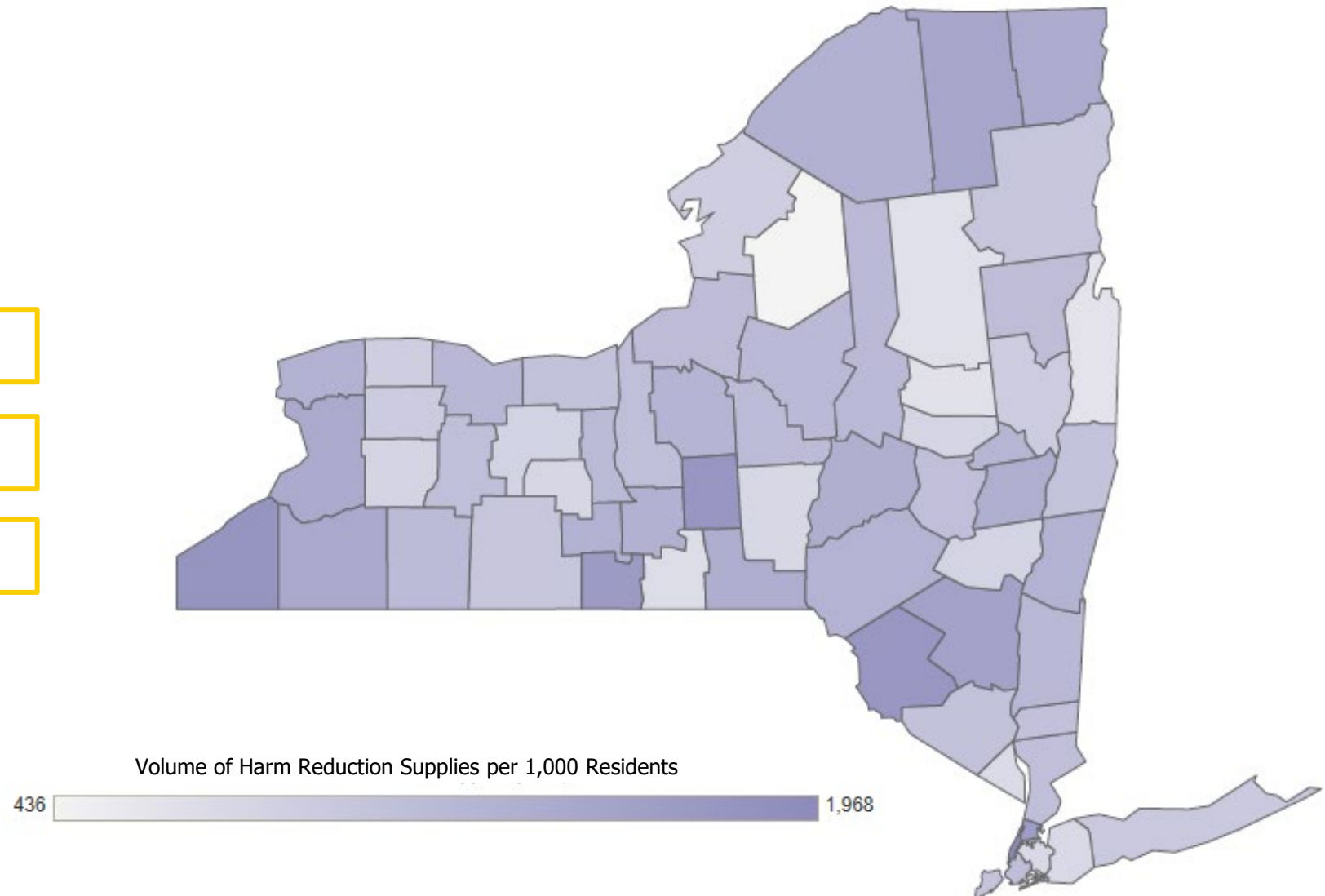
Priority Area: Harm Reduction

Harm Reduction Delivered: Volume by County

Naloxone: **258,412**

Fentanyl test strips: **12,732,795**

Xylazine test strips: **9,588,710**



Note: Rates were calculated using 2023 NYS county population data



Feedback from Naloxone Recipient

I never expected to use it. I just always kept it on me, and it came in handy. I saved somebody's life, and that could be somebody's uncle, dad...I gave him another chance at life. So, I really think it's important to carry it.

MARCH 5, 2025

Scholarships



OASAS
Every Step
of the Way.

Scholarships: Aims and Funding

Initiative Aims:

- Grow addiction workforce through scholarships toward degrees, credentials, and certifications

What Funding Provides:

- 28 programs: SUNY/CUNY colleges/universities and CBOs
- Bachelor and Associate degrees
- CASAC/CRPA/CPA certificate programs

Initiative launch date: Mar. 1, 2023

Reporting Period: Jan. 26, 2024 – Dec. 31, 2024

Number of Education Partners: 28

Months of funding: 28 – 63, depending on program

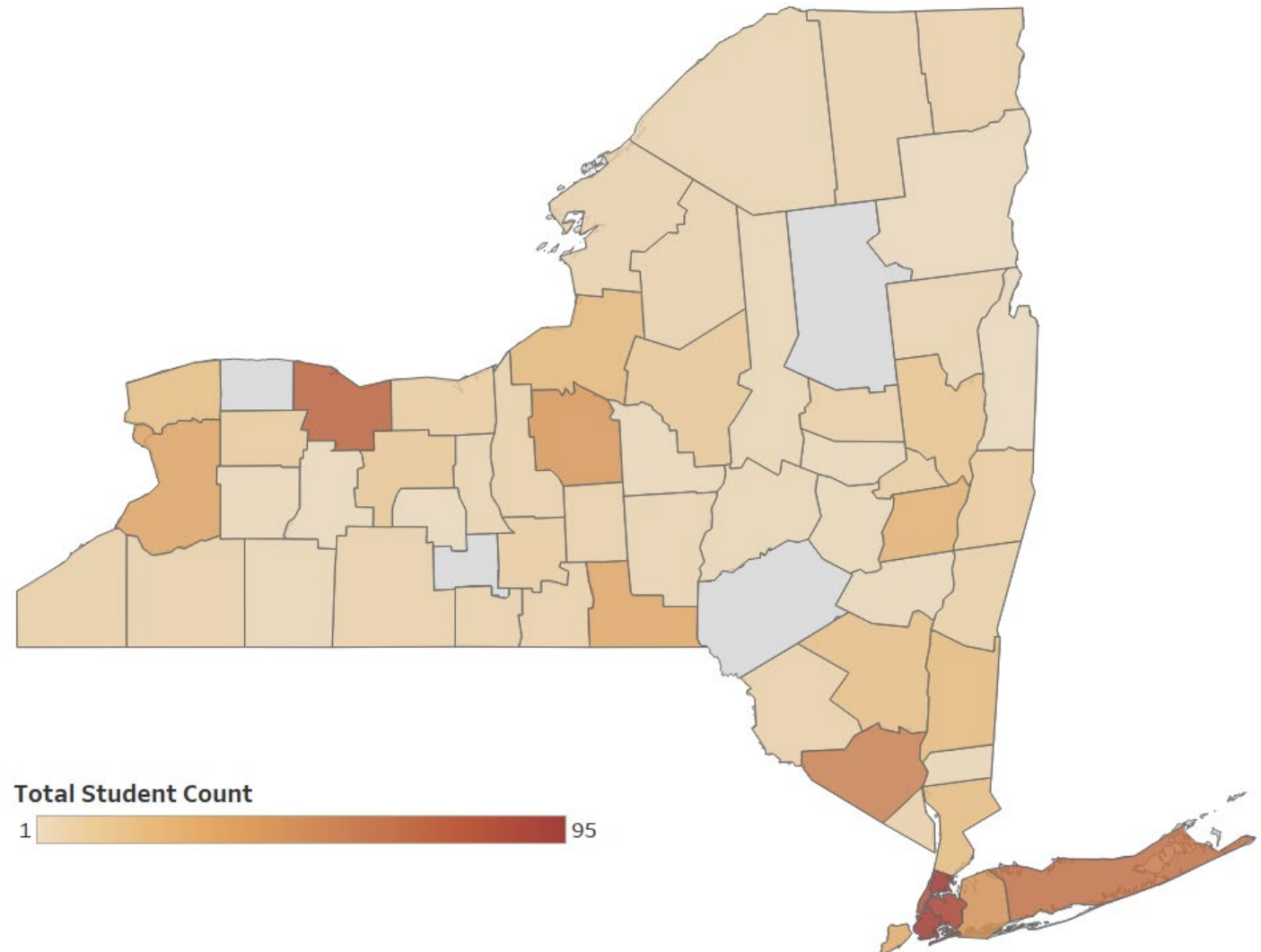
Funding: \$25M

Priority Area: Investments Across the Continuum

Scholarships: Recipient County of Residence

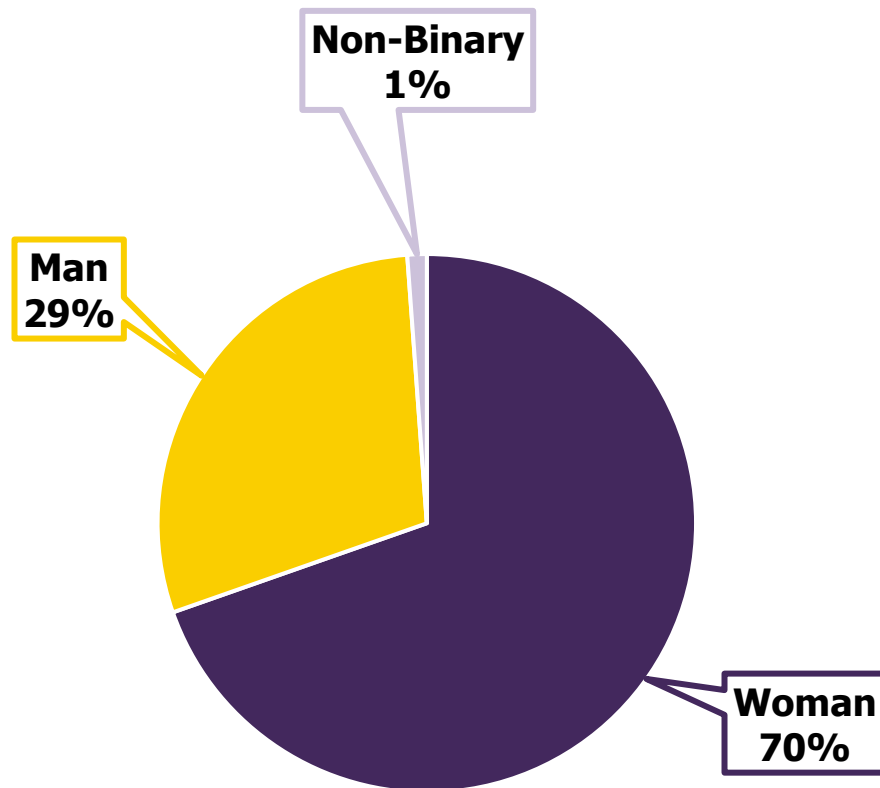
Top 10 Counties with Greatest Number of Recipients:

- Bronx 95
- Kings 93
- Queens 87
- New York 80
- Monroe 70
- Suffolk 62
- Orange 53
- Nassau 42
- Onondaga 40
- Erie 31

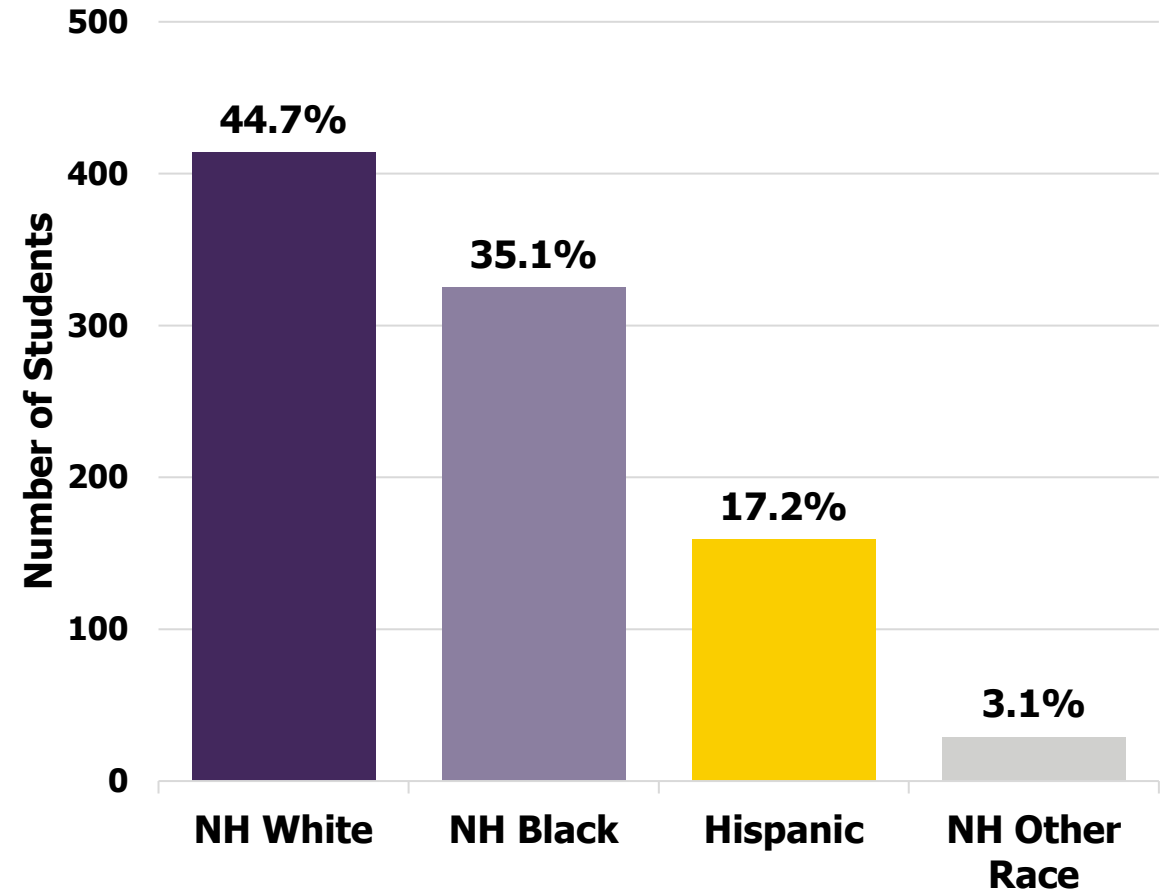


Scholarships: Population Characteristics

Gender Identity



Race/Ethnicity



Feedback from Scholarship Recipient

Being just a few years sober, working 7 days a week, and not having a stable living situation makes things difficult for me. The opportunity to go to school for free and to take classes...is not something I take lightly...Because of OASAS I will be the first in my family to graduate college and...take the next step of fulfilling my life's purpose which is to spread the message of recovery to as many people as I can.



Office of Addiction Services and Supports

OASAS. Every Step of the Way.

